

Attachment 2 – Tracking Curves

TRACKING VEHICLE

(AT Design Vehicle) - 12.6m Urban Bus (RTS18)

Overall Length	12.600m
Overall Width	2.550m
Overall Body Height	3.311m
Min Body Ground Clearance	0.268m
Track Width	2.550m
Lock-to-lock time	6.00s
Wall to Wall Turning Radius	12.500m

TRACKING VEHICLE

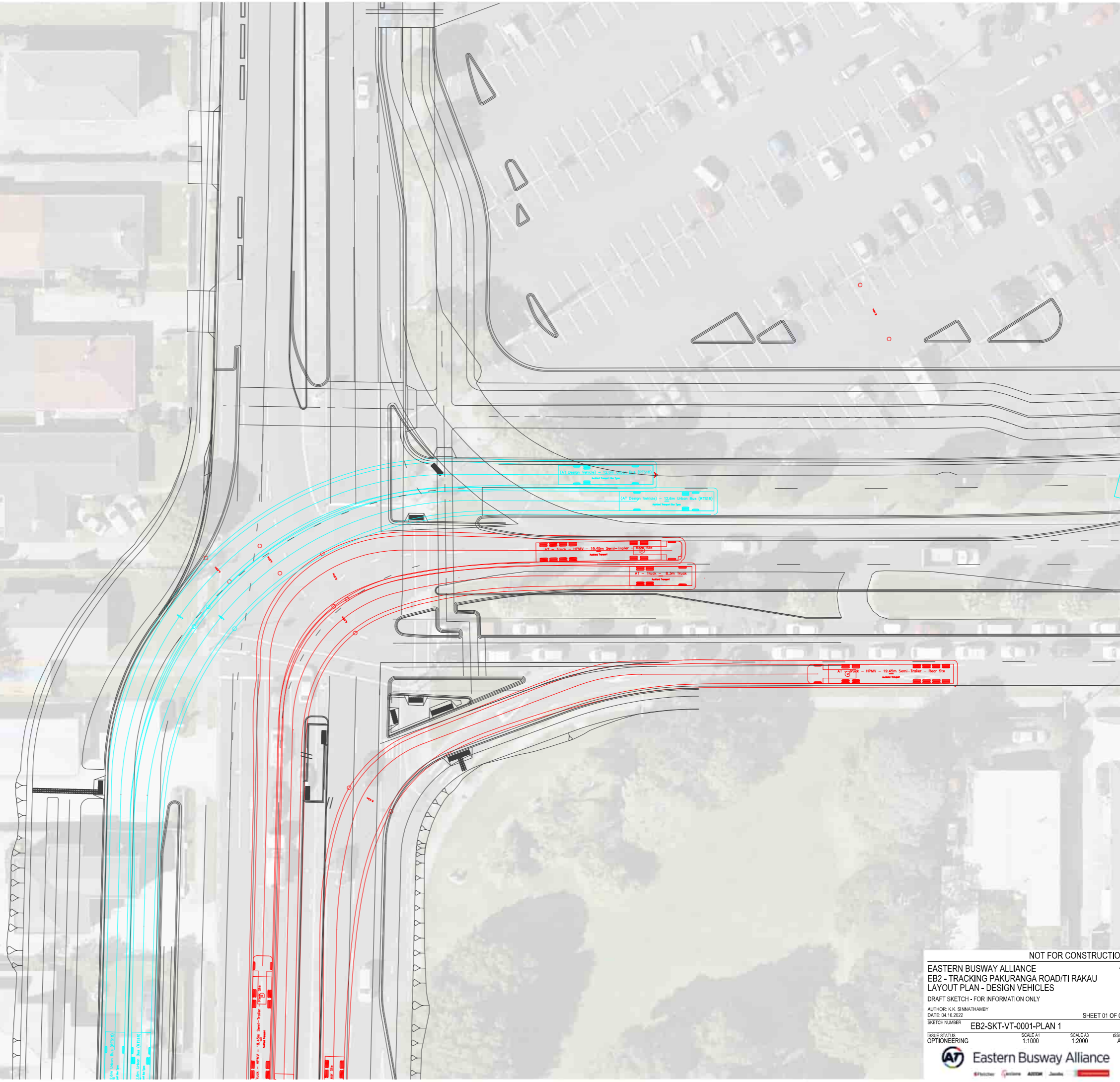
AT - Truck - 8.3m Truck

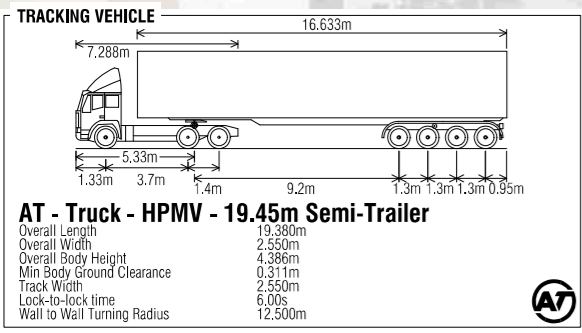
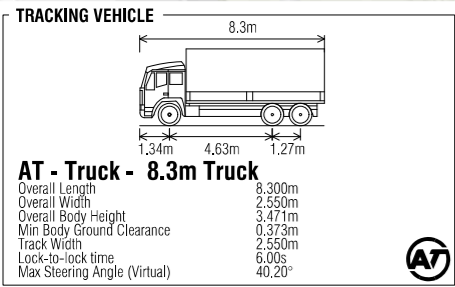
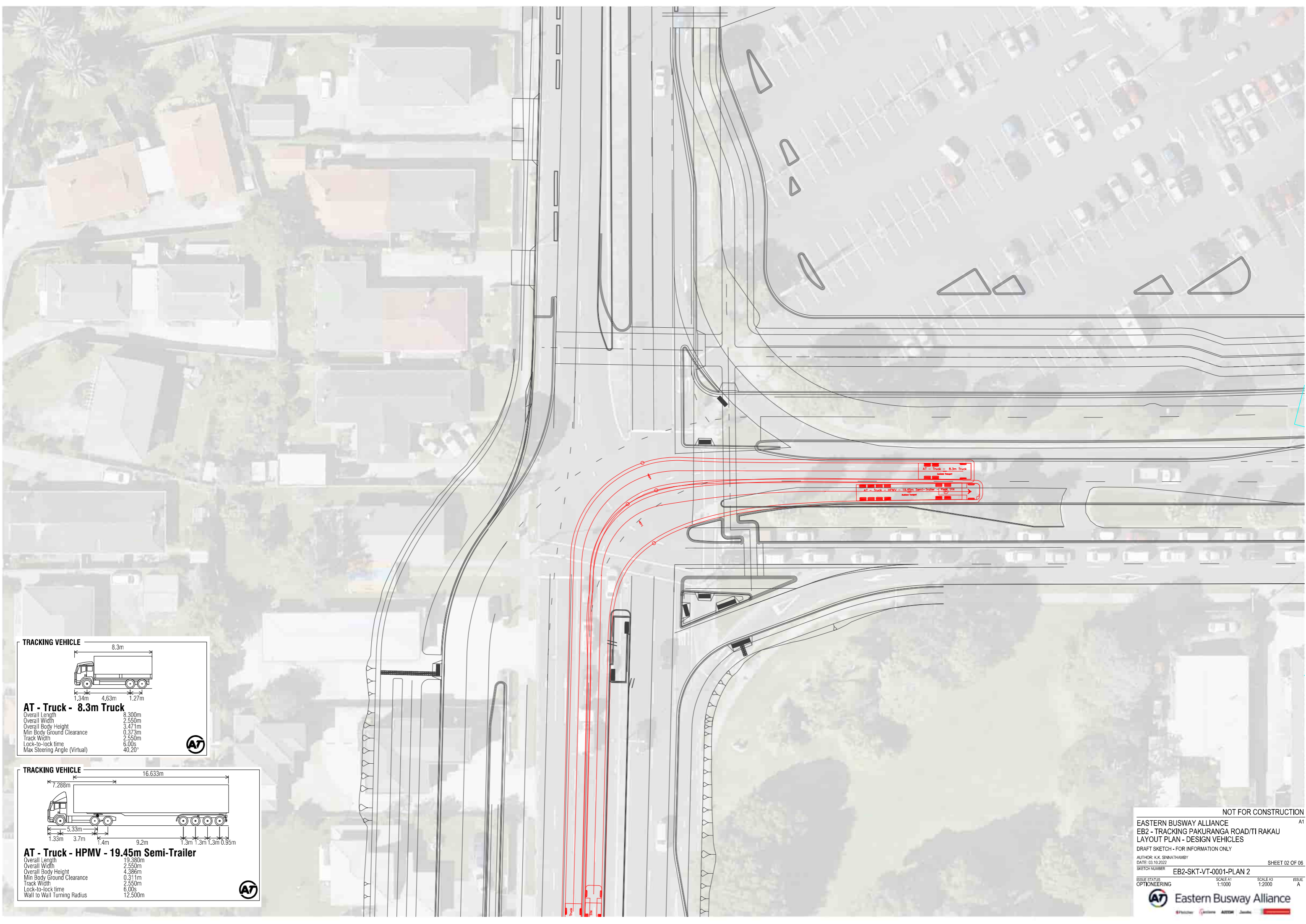
Overall Length	8.300m
Overall Width	2.550m
Overall Body Height	3.471m
Min Body Ground Clearance	0.373m
Track Width	2.550m
Lock-to-lock time	6.00s
Max Steering Angle (Virtual)	40.20°

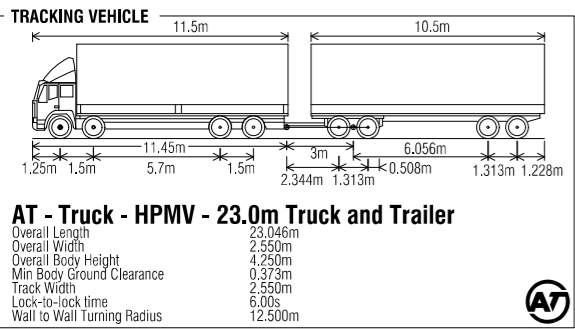
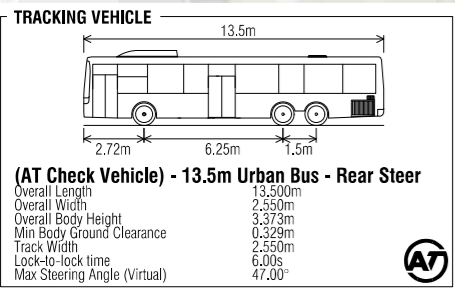
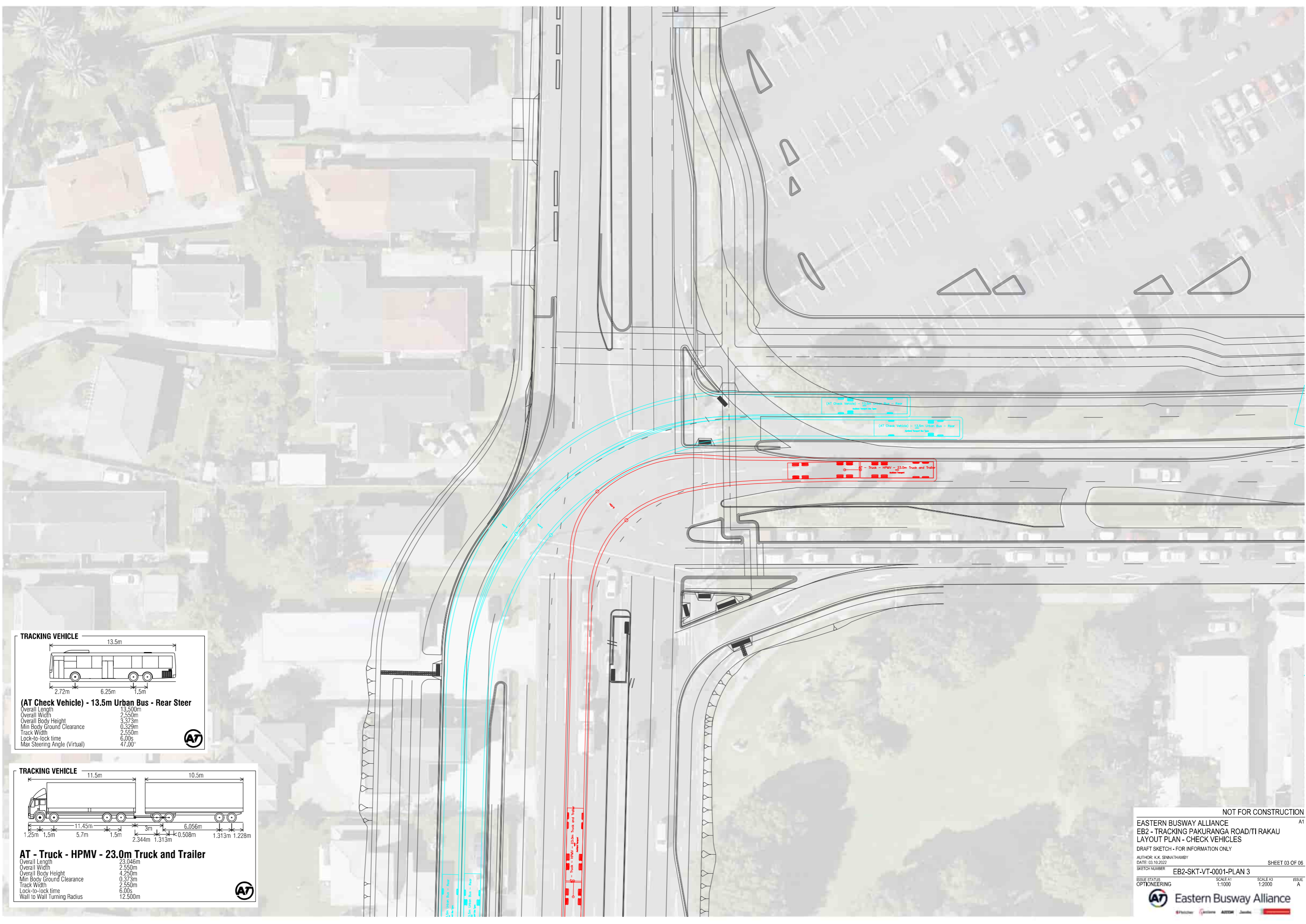
TRACKING VEHICLE

AT - Truck - HPMV - 19.45m Semi-Trailer

Overall Length	19.380m
Overall Width	2.550m
Overall Body Height	4.386m
Min Body Ground Clearance	0.311m
Track Width	2.550m
Lock-to-lock time	6.00s
Wall to Wall Turning Radius	12.500m







(AT Check Vehicle) - 13.5m Urban Bus - Rear Steer

(AT Check Vehicle) - 13.5m Urban Bus - Rear Steer

Truck - HPMV - 23.0m Truck and Trailer

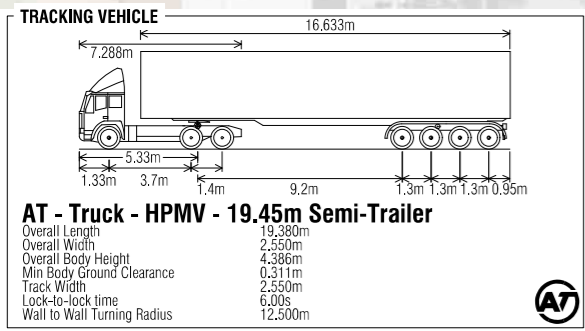
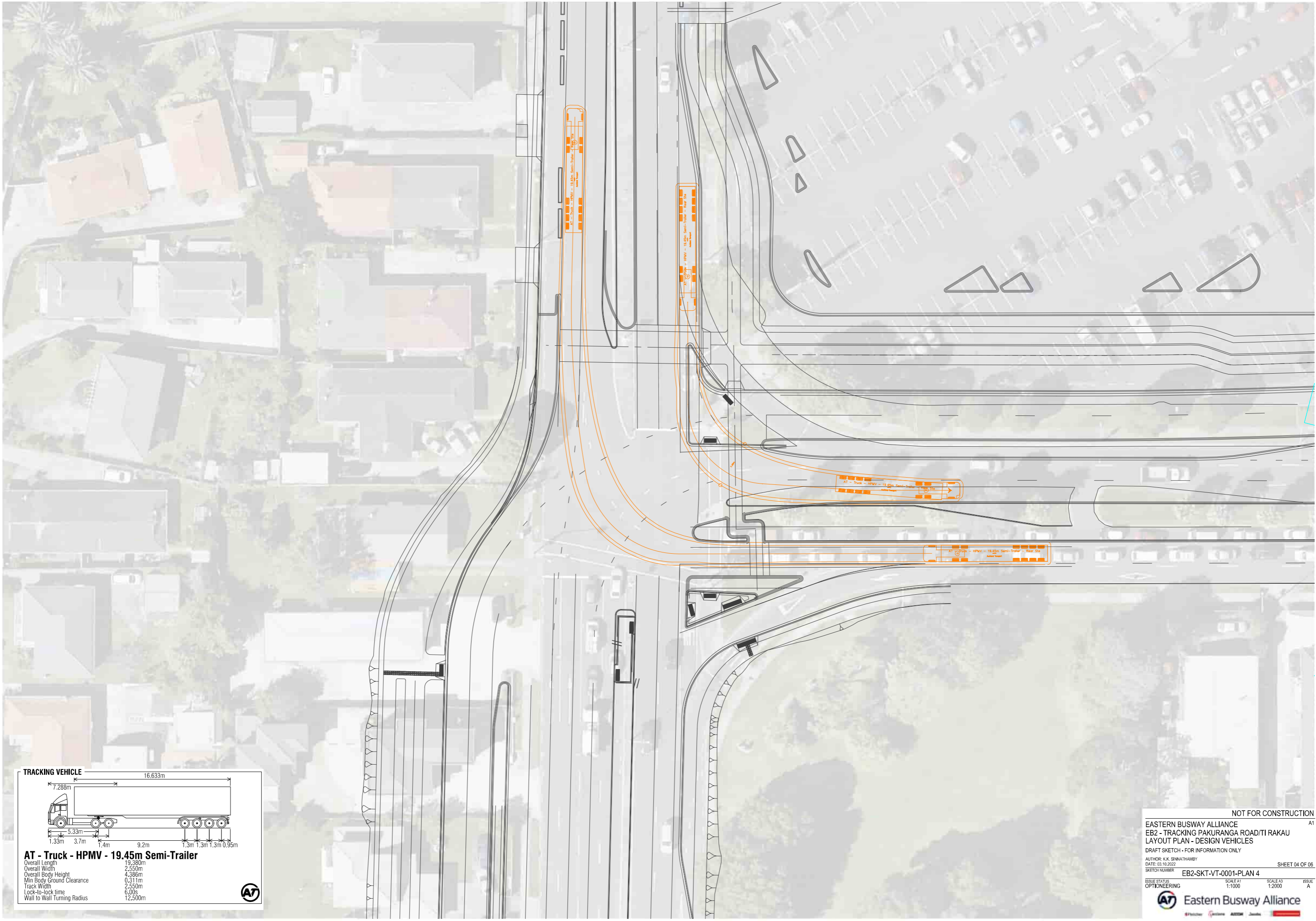
NOT FOR CONSTRUCTION A1

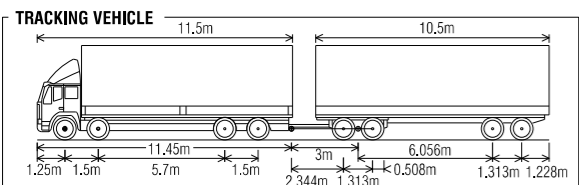
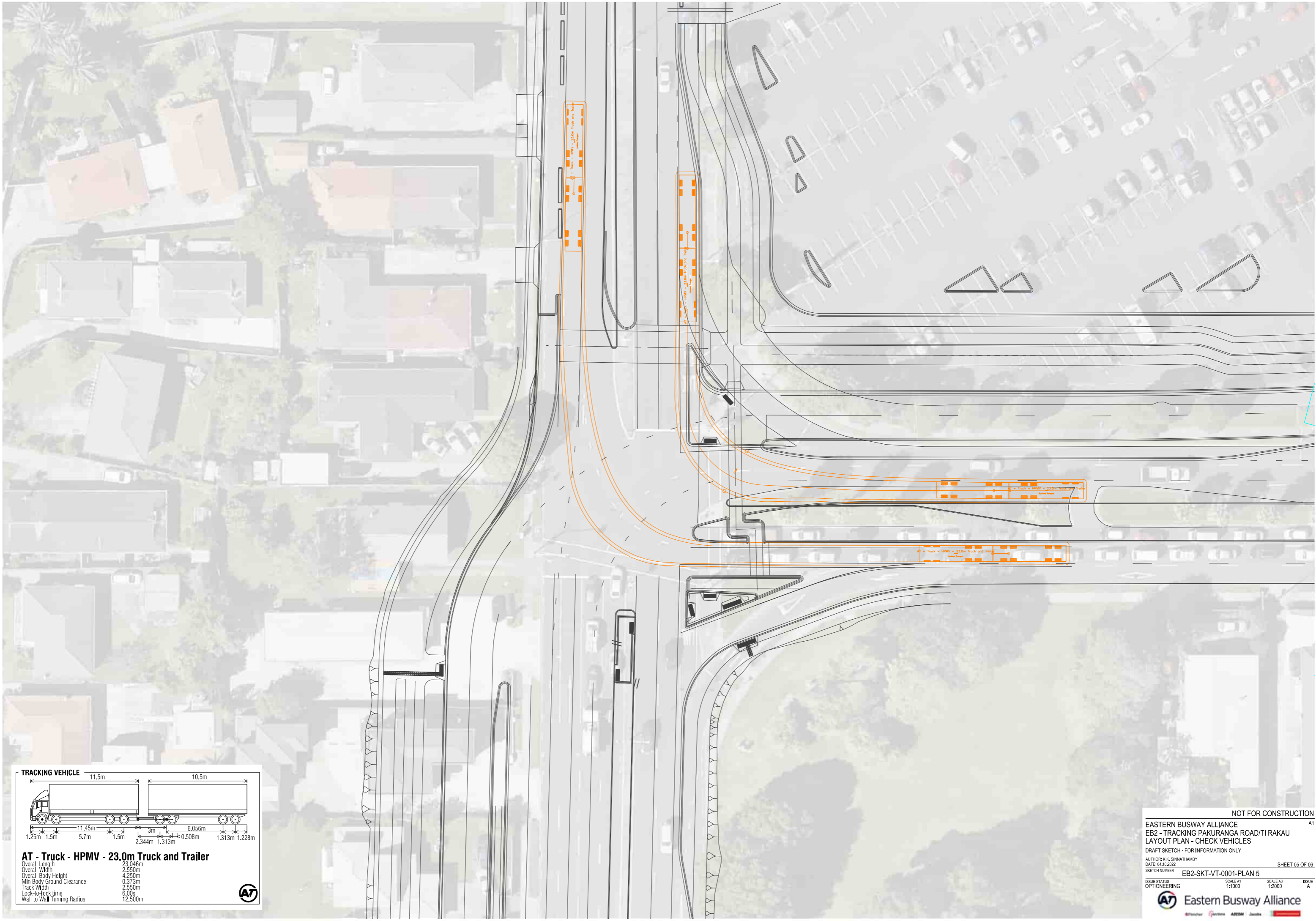
EASTERN BUSWAY ALLIANCE
 EB2 - TRACKING PAKURANGA ROAD/TI RAKAU
 LAYOUT PLAN - CHECK VEHICLES

DRAFT SKETCH - FOR INFORMATION ONLY
 AUTHOR: K.K. SINNATHAMBY
 DATE: 03.10.2022
 SKETCH NUMBER: EB2-SKT-VT-0001-PLAN 3
 SHEET 03 OF 06

ISSUE STATUS: OPTONEERING
 SCALE A1: 1:1000
 SCALE A3: 1:2000
 SCALE A: A







AT - Truck - HPMV - 23.0m Truck and Trailer

Overall Length	23.046m
Overall Width	2.550m
Overall Body Height	4.250m
Min Body Ground Clearance	0.373m
Track Width	2.550m
Lock-to-lock time	6.00s
Wall to Wall Turning Radius	12.500m



NOT FOR CONSTRUCTION A1

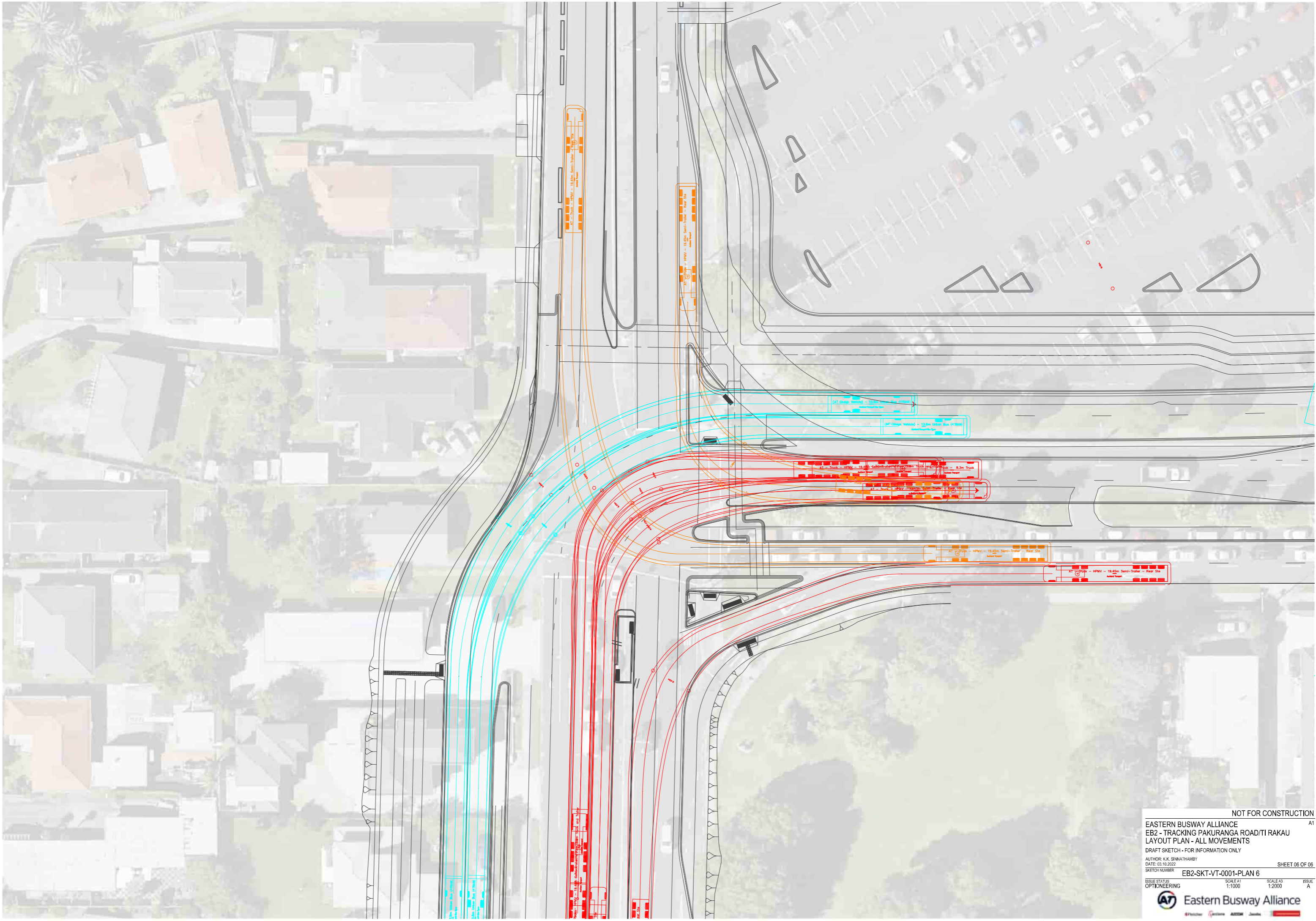
EASTERN BUSWAY ALLIANCE
 EB2 - TRACKING PAKURANGA ROAD/TI RAKAU
 LAYOUT PLAN - CHECK VEHICLES

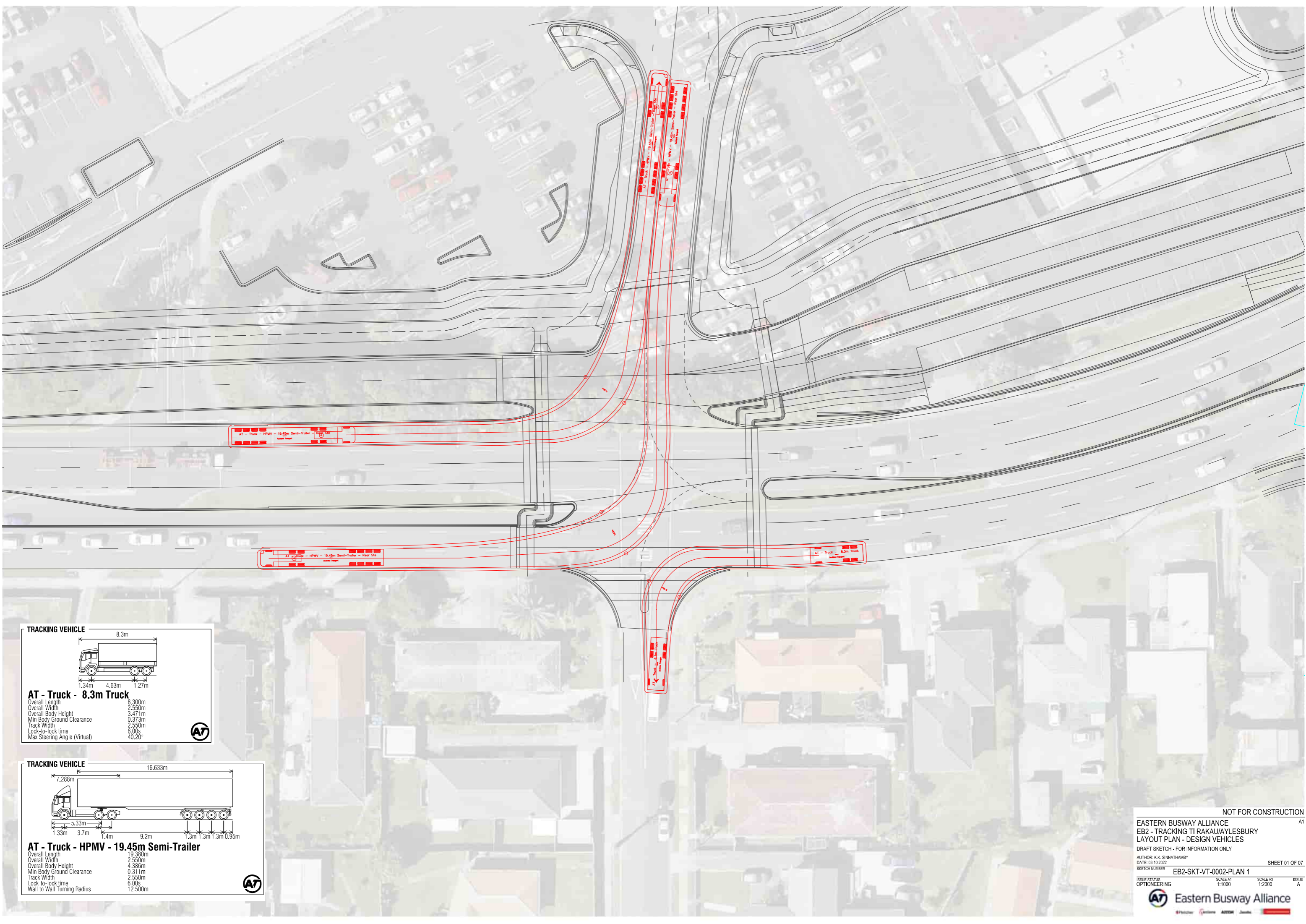
DRAFT SKETCH - FOR INFORMATION ONLY
 AUTHOR: K.K. SINNATHAMBY
 DATE: 04.10.2022 SHEET 05 OF 06

SKETCH NUMBER: EB2-SKT-VT-0001-PLAN 5

ISSUE STATUS: OPTIONERING SCALE A1: 1:1000 SCALE A3: 1:2000 ISSUE: A







TRACKING VEHICLE

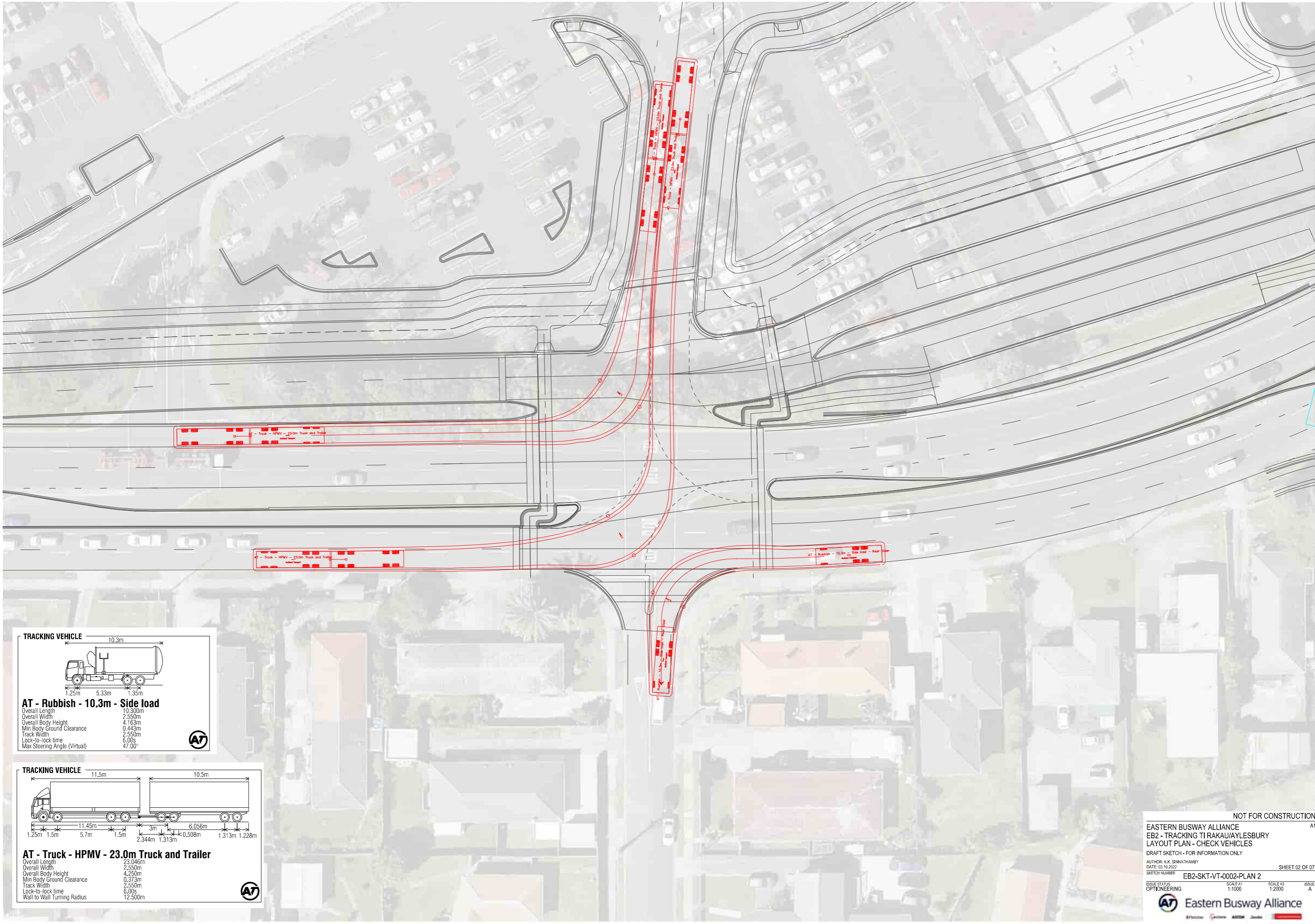
AT - Truck - 8.3m Truck

Overall Length	8.300m
Overall Width	2.550m
Overall Body Height	3.471m
Min Body Ground Clearance	0.373m
Track Width	2.550m
Lock-to-lock time	6.00s
Max Steering Angle (Virtual)	40.20°

TRACKING VEHICLE

AT - Truck - HPMV - 19.45m Semi-Trailer

Overall Length	19.380m
Overall Width	2.550m
Overall Body Height	4.386m
Min Body Ground Clearance	0.311m
Track Width	2.550m
Lock-to-lock time	6.00s
Wall to Wall Turning Radius	12.500m



TRACKING VEHICLE

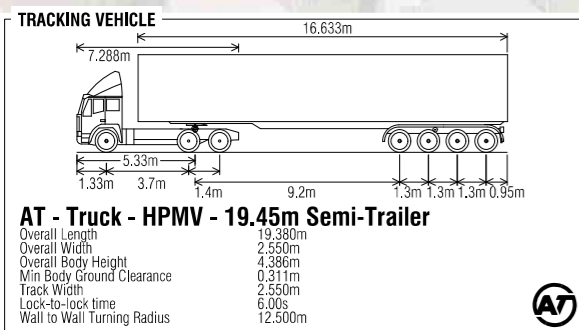
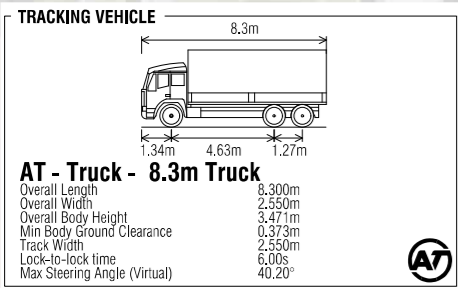
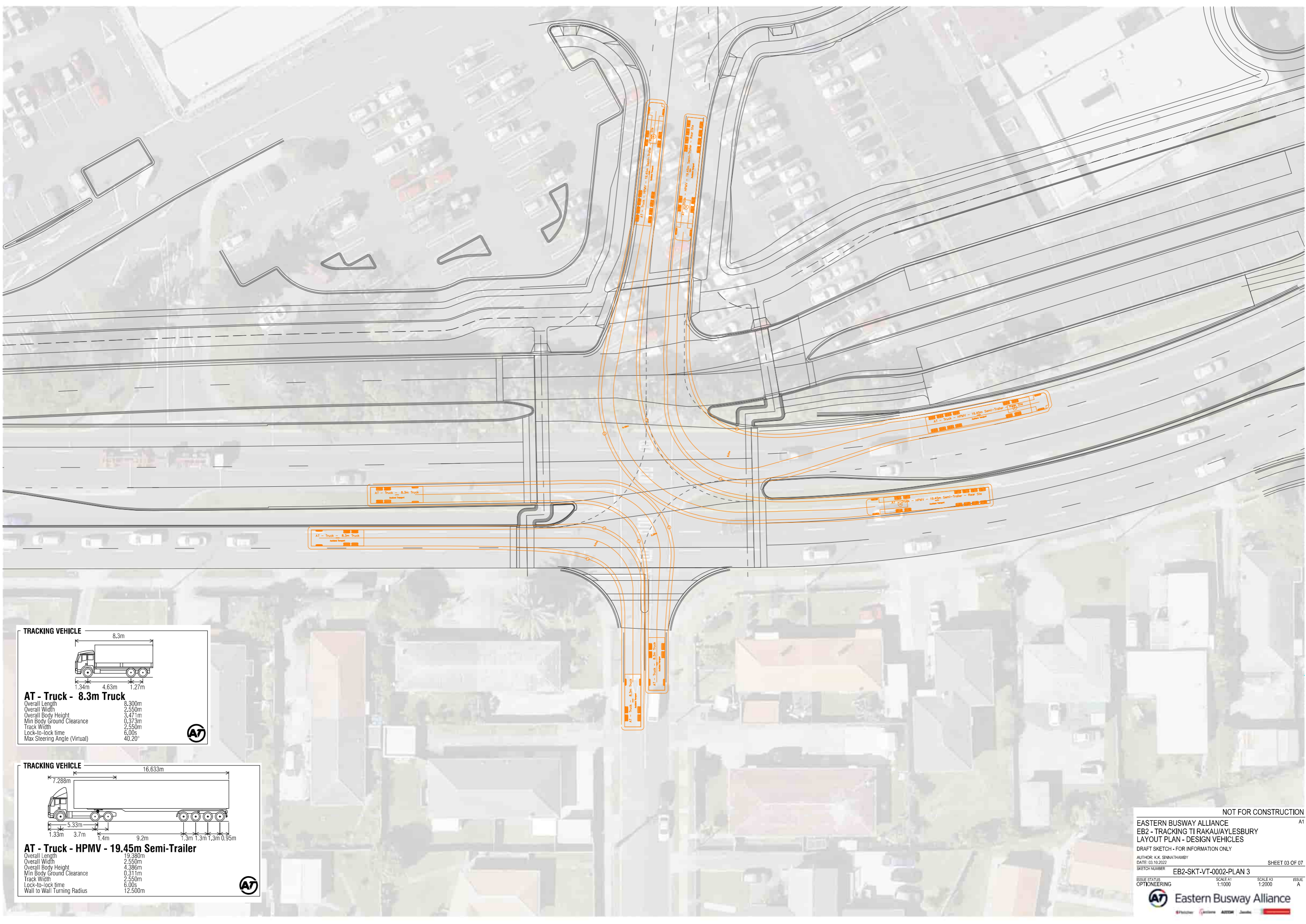
AT - Rubbish - 10.3m - Side load

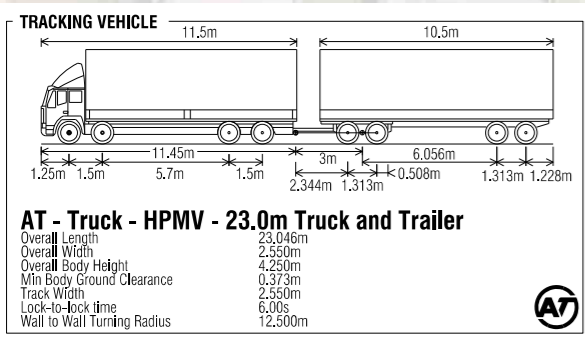
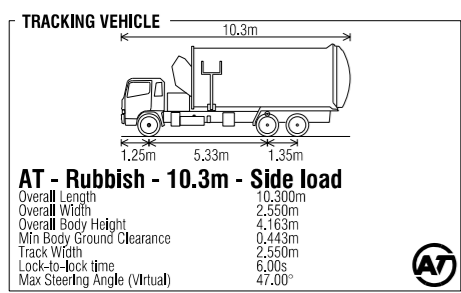
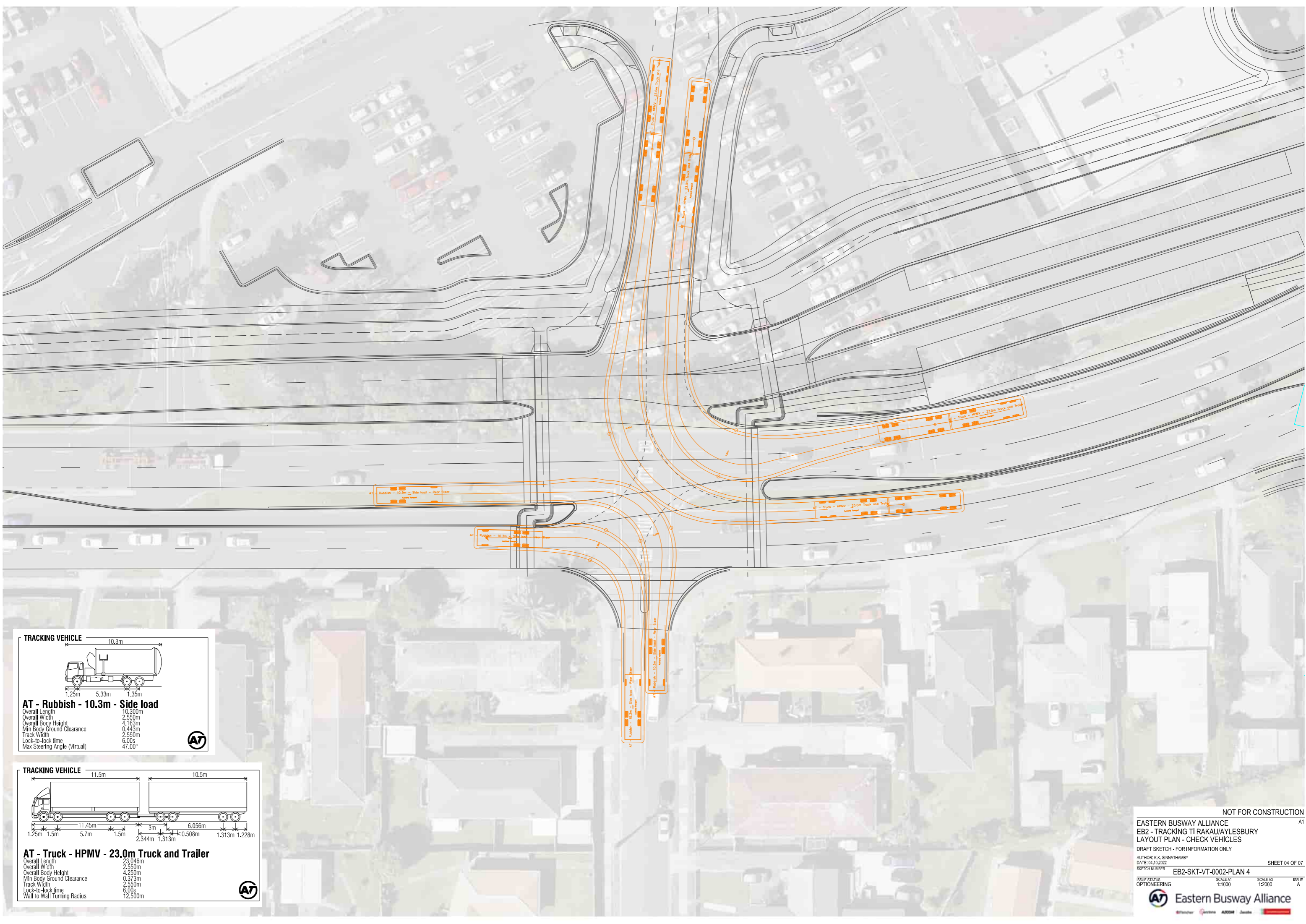
Overall Length	10.300m
Overall Width	2.550m
Overall Body Height	4.163m
Min Body Ground Clearance	0.443m
Track Width	2.550m
Lock-to-lock time	6.00s
Max Steering Angle (Virtual)	47.00°

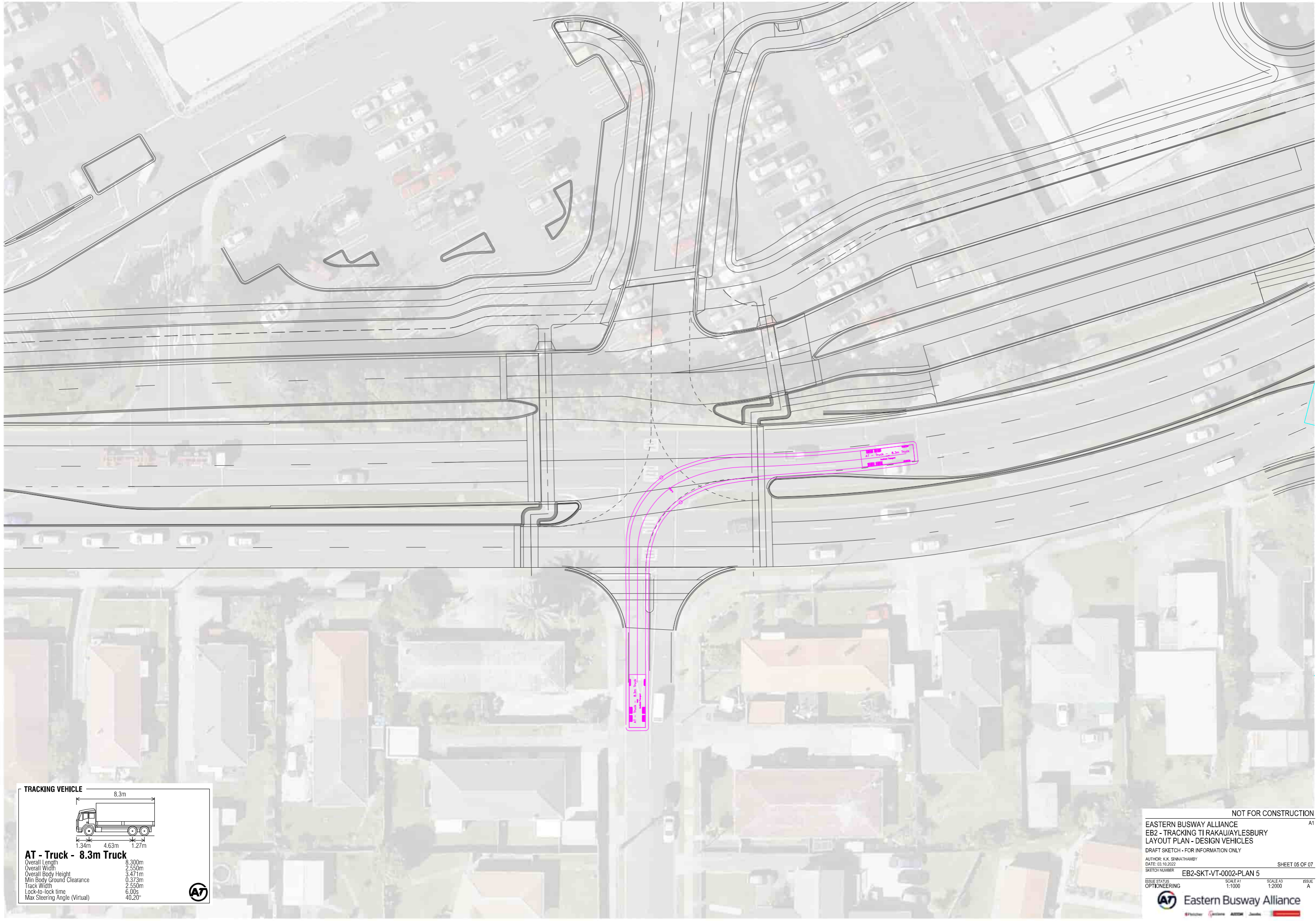
TRACKING VEHICLE

AT - Truck - HPMV - 23.0m Truck and Trailer

Overall Length	23.046m
Overall Width	2.550m
Overall Body Height	4.250m
Min Body Ground Clearance	0.373m
Track Width	2.550m
Lock-to-lock time	6.00s
Wall to Wall Turning Radius	12.500m







TRACKING VEHICLE

AT - Truck - 8.3m Truck

Overall Length	8.300m
Overall Width	2.550m
Overall Body Height	3.471m
Min Body Ground Clearance	0.373m
Track Width	2.550m
Lock-to-lock time	6.00s
Max Steering Angle (Virtual)	40.20°

NOT FOR CONSTRUCTION A1

EASTERN BUSWAY ALLIANCE
EB2 - TRACKING TI RAKAU/AYLESBURY
LAYOUT PLAN - DESIGN VEHICLES
 DRAFT SKETCH - FOR INFORMATION ONLY

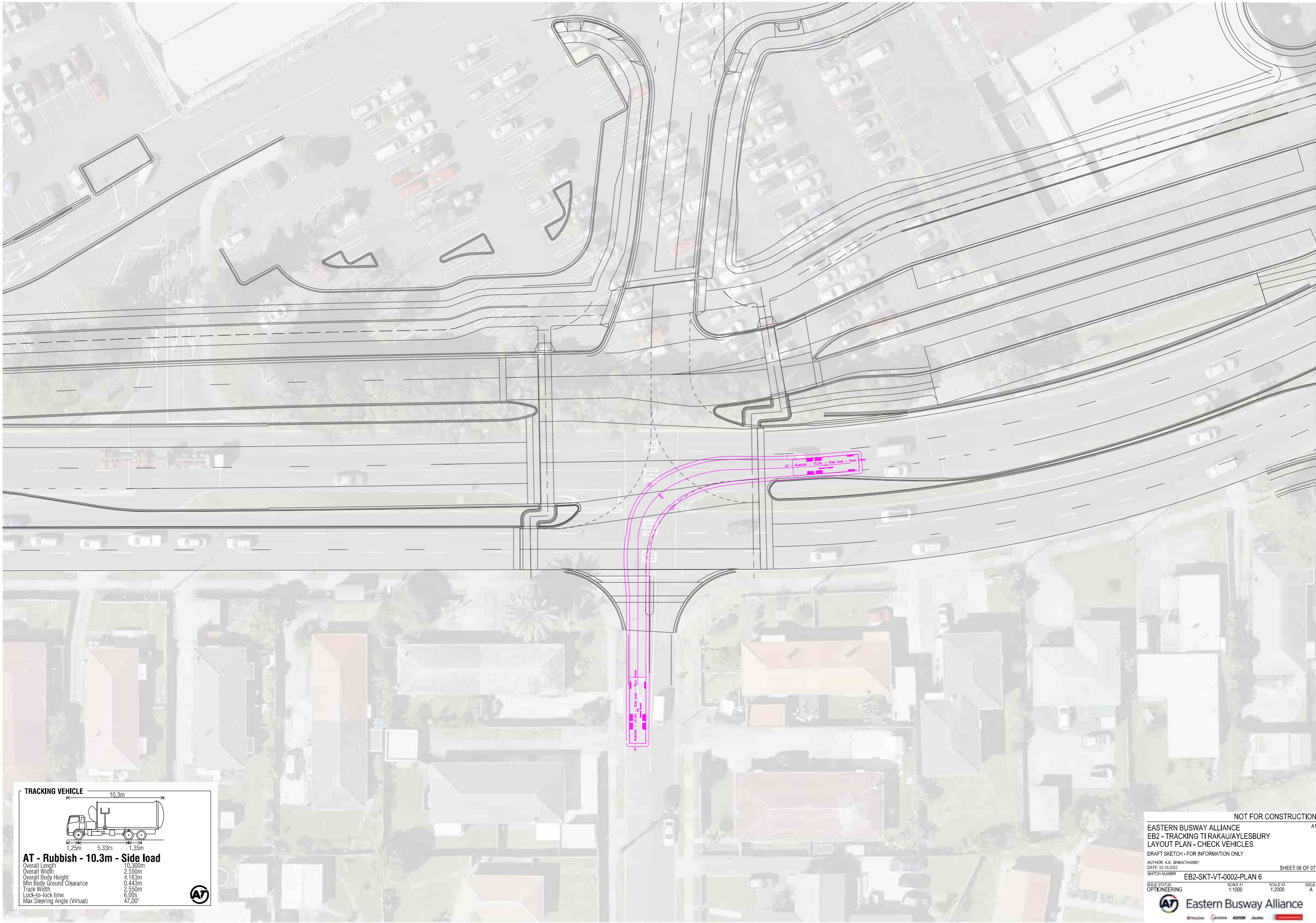
AUTHOR: K.K. SINNATHAMBY
 DATE: 03.10.2022
 SKETCH NUMBER: EB2-SKT-VT-0002-PLAN 5

SHEET 05 OF 07

ISSUE STATUS: OPTONEERING

SCALE A1 1:1000	SCALE A3 1:2000	ISSUE A
--------------------	--------------------	------------

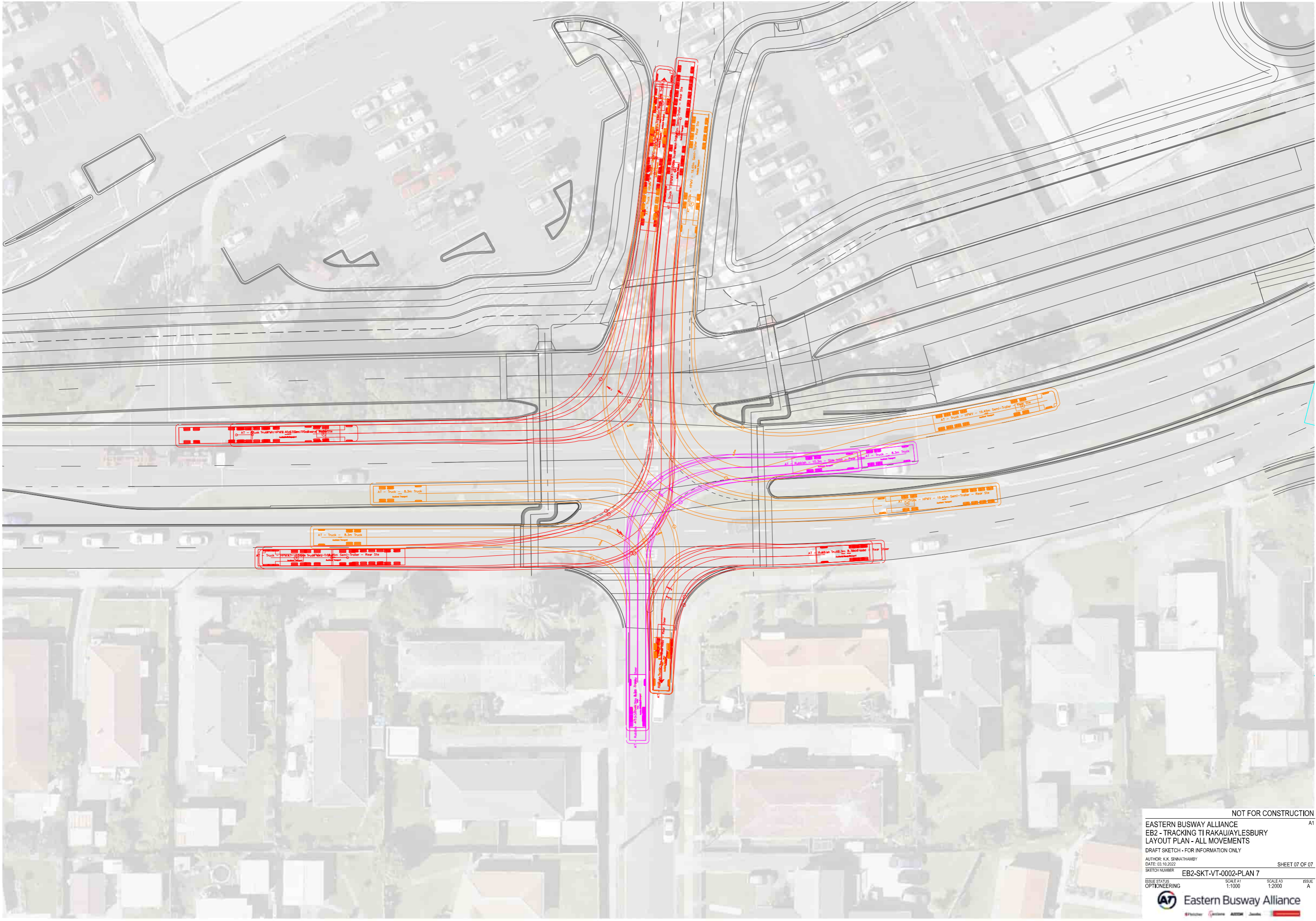
Eastern Busway Alliance



TRACKING VEHICLE

AT - Rubbish - 10.3m - Side load

Overall Length	10.300m
Overall Width	2.550m
Overall Body Height	4.163m
Min Body Ground Clearance	0.443m
Track Width	2.550m
Lock-to-lock time	6.06s
Max Steering Angle (Virtual)	47.00°



TRACKING VEHICLE

AT - Truck - 8.3m Truck

Overall Length	8.300m
Overall Width	2.550m
Overall Body Height	3.471m
Min Body Ground Clearance	0.373m
Track Width	2.550m
Lock-to-lock time	6.00s
Max Steering Angle (Virtual)	40.20°

TRACKING VEHICLE

AT - 95th - Car

Overall Length	5.060m
Overall Width	1.923m
Overall Body Height	1.784m
Min Body Ground Clearance	0.231m
Max Track Width	1.888m
Lock-to-lock time	4.00s
Curb to Curb Turning Radius	6.450m

**KISS AND RIDE LAYOUT
SUBJECT TO CHANGE**

NOT FOR CONSTRUCTION

EASTERN BUSWAY ALLIANCE
 EB2 - TRACKING CORTINA/AYLESBURY
 LAYOUT PLAN - DESIGN VEHICLES
 DRAFT SKETCH - FOR INFORMATION ONLY

AUTHOR: K.K. SINNATHAMBY
 DATE: 03.10.2022
 SHEET 01 OF 05

SKETCH NUMBER: EB2-SKT-VT-0003-PLAN 1

ISSUE STATUS: OPTONEERING
 SCALE A1: 1:1000
 SCALE A3: 1:2000
 ISSUE: A

TRACKING VEHICLE

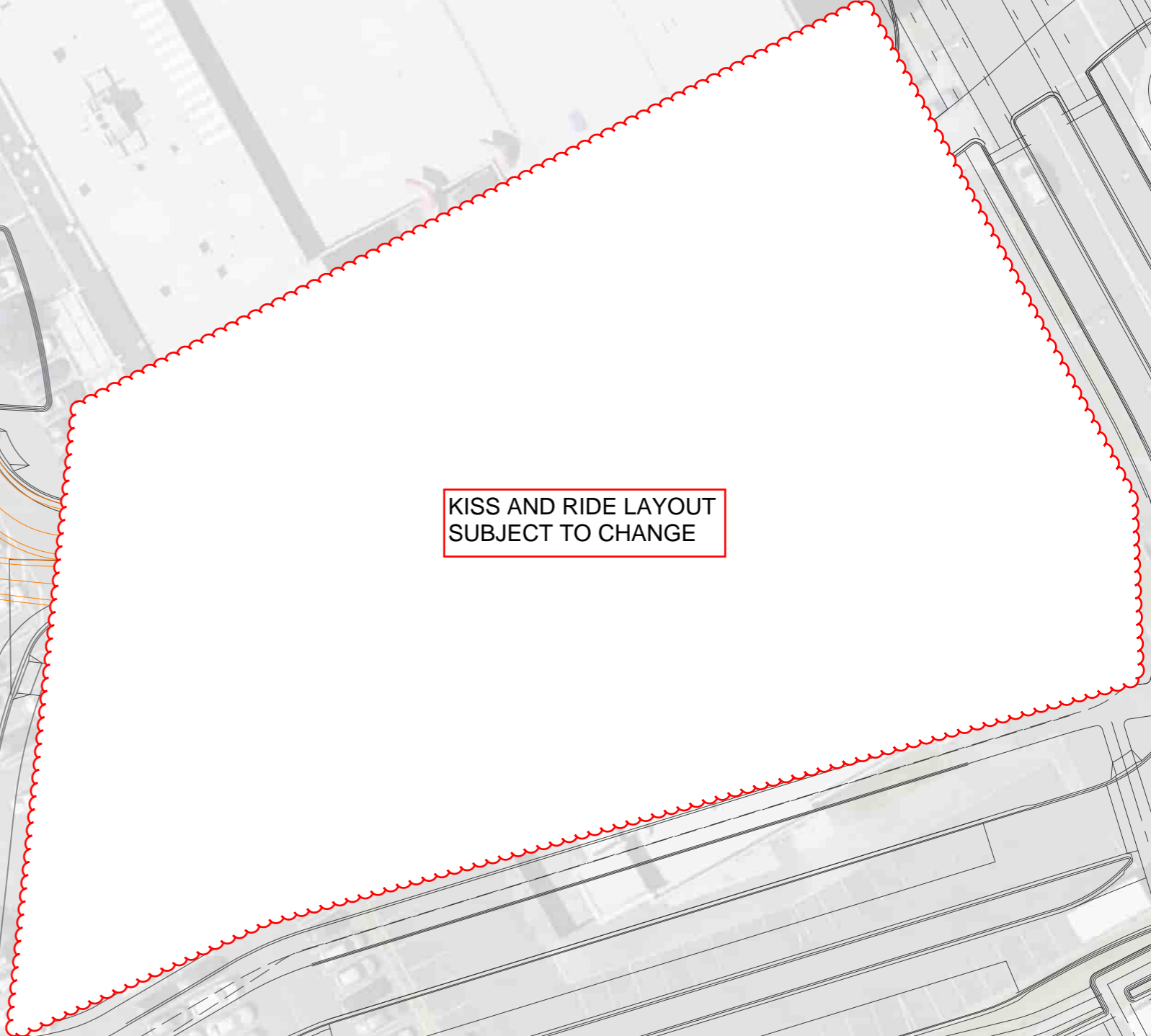
AT - Truck - 8.3m Truck

Overall Length	8.300m
Overall Width	2.550m
Overall Body Height	3.471m
Min Body Ground Clearance	0.373m
Track Width	2.550m
Lock-to-lock time	6.00s
Max Steering Angle (Virtual)	40.20°

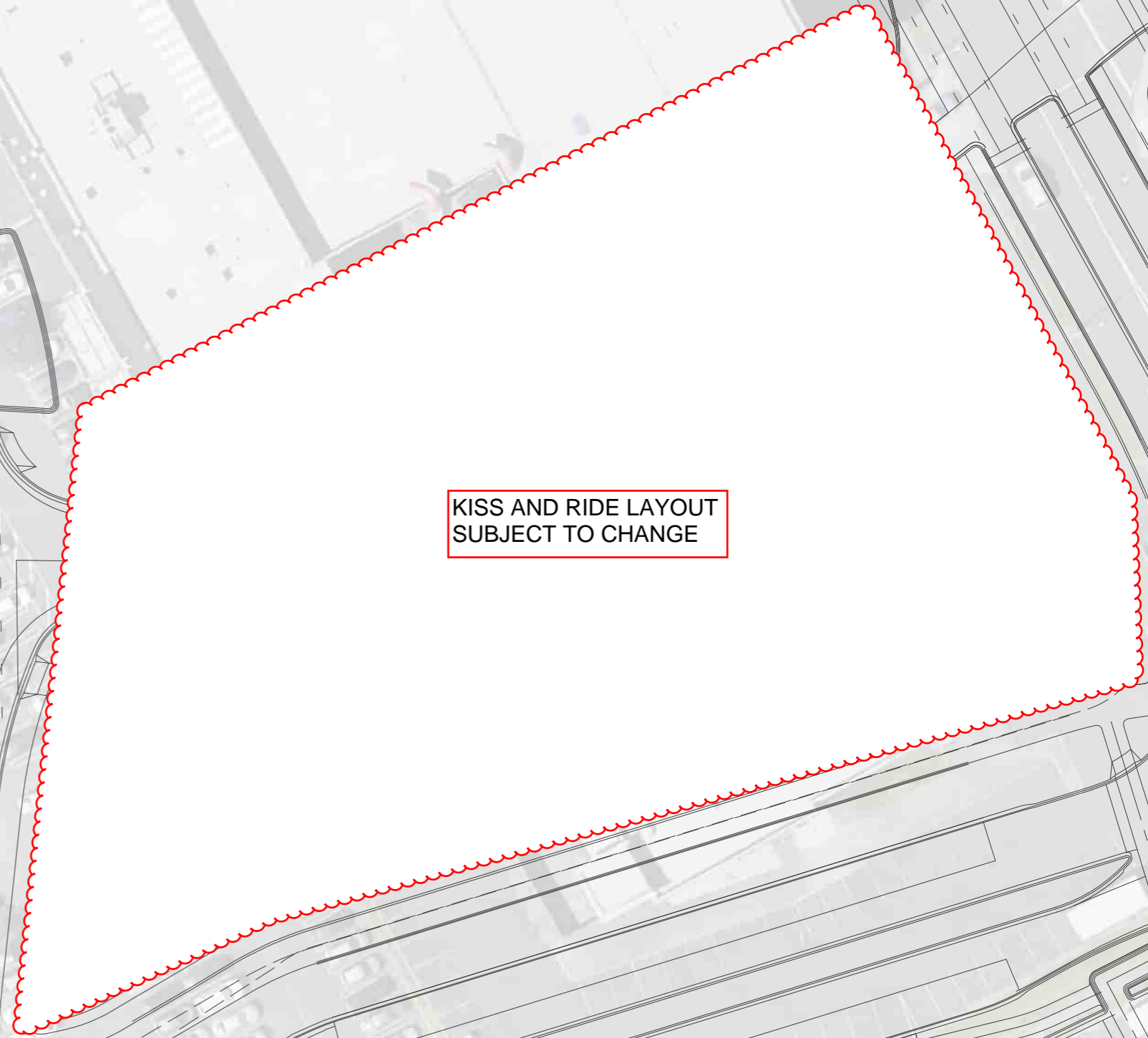
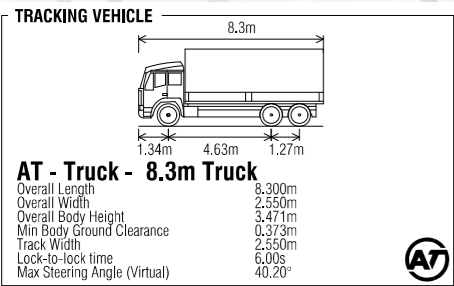
TRACKING VEHICLE

AT - 95th - Car

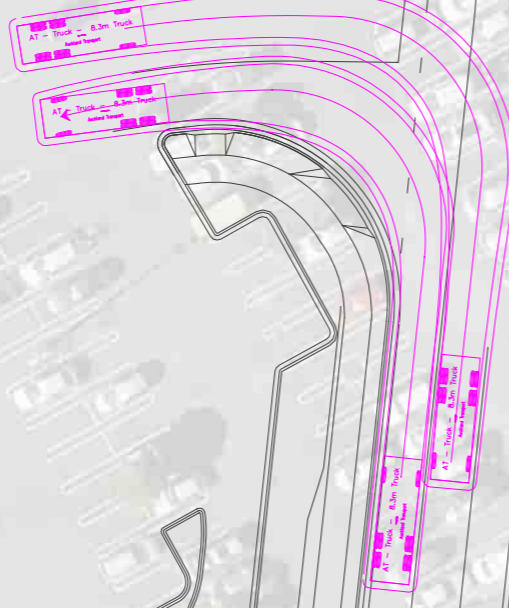
Overall Length	5.060m
Overall Width	1.923m
Overall Body Height	1.784m
Min Body Ground Clearance	0.231m
Max Track Width	1.888m
Lock-to-lock time	4.00s
Curb to Curb Turning Radius	6.450m



**KISS AND RIDE LAYOUT
SUBJECT TO CHANGE**



**KISS AND RIDE LAYOUT
SUBJECT TO CHANGE**



NOT FOR CONSTRUCTION

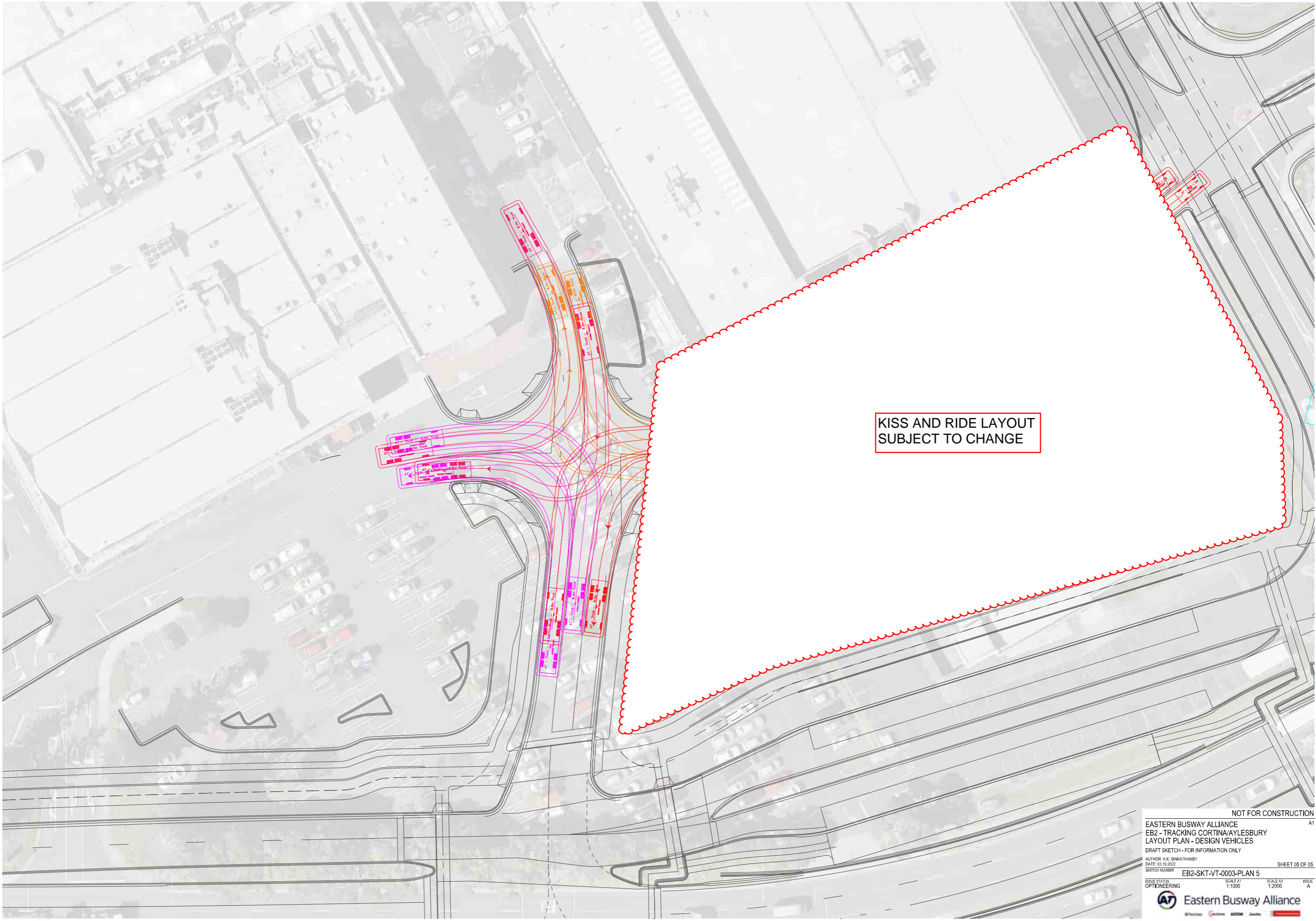
TRACKING VEHICLE

AT - Truck - 8.3m Truck

Overall Length	8.300m
Overall Width	2.550m
Overall Body Height	3.471m
Min Body Ground Clearance	0.373m
Track Width	2.550m
Lock-to-lock time	6.00s
Max Steering Angle (Virtual)	40.20°



**KISS AND RIDE LAYOUT
SUBJECT TO CHANGE**



KISS AND RIDE LAYOUT
SUBJECT TO CHANGE

NOT FOR CONSTRUCTION

EASTERN BUSWAY ALLIANCE
EB2 - TRACKING CORTINA/AYLESBURY
LAYOUT PLAN - DESIGN VEHICLES
DRAFT SKETCH - FOR INFORMATION ONLY

AUTHOR: K.K. SINNATHAMBY
DATE: 03.10.2022
SKETCH NUMBER

EB2-SKT-VT-0003-PLAN 5

SHEET 05 OF 05

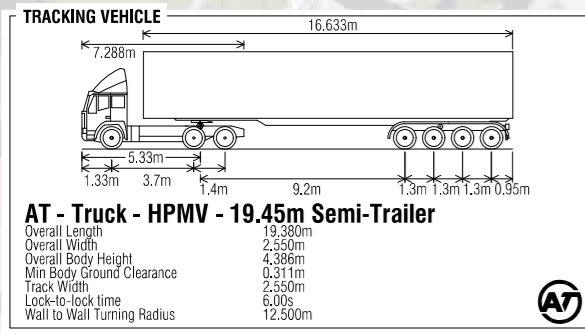
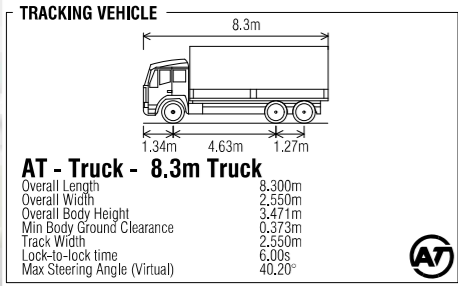
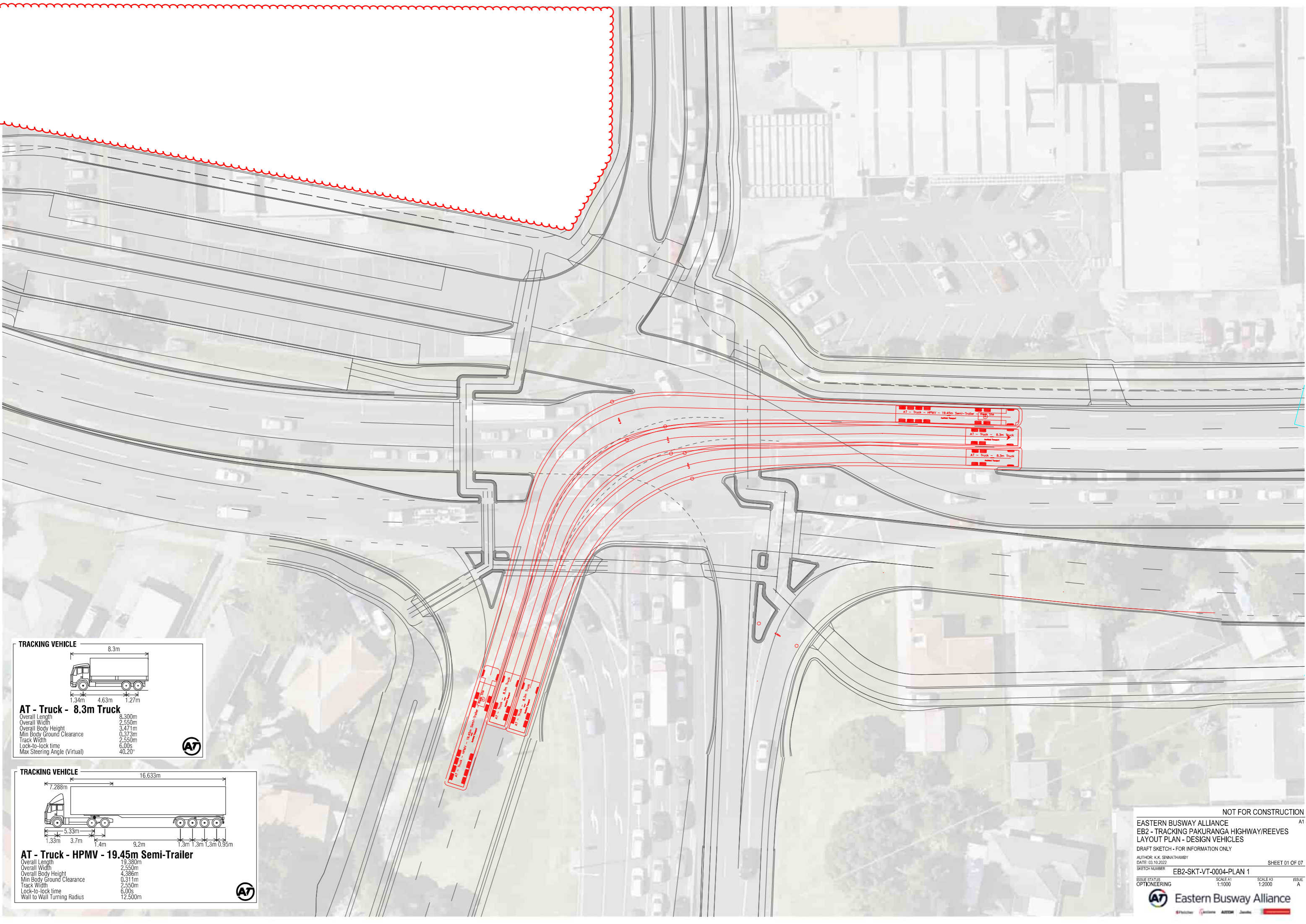
ISSUE STATUS
OPTONEERING

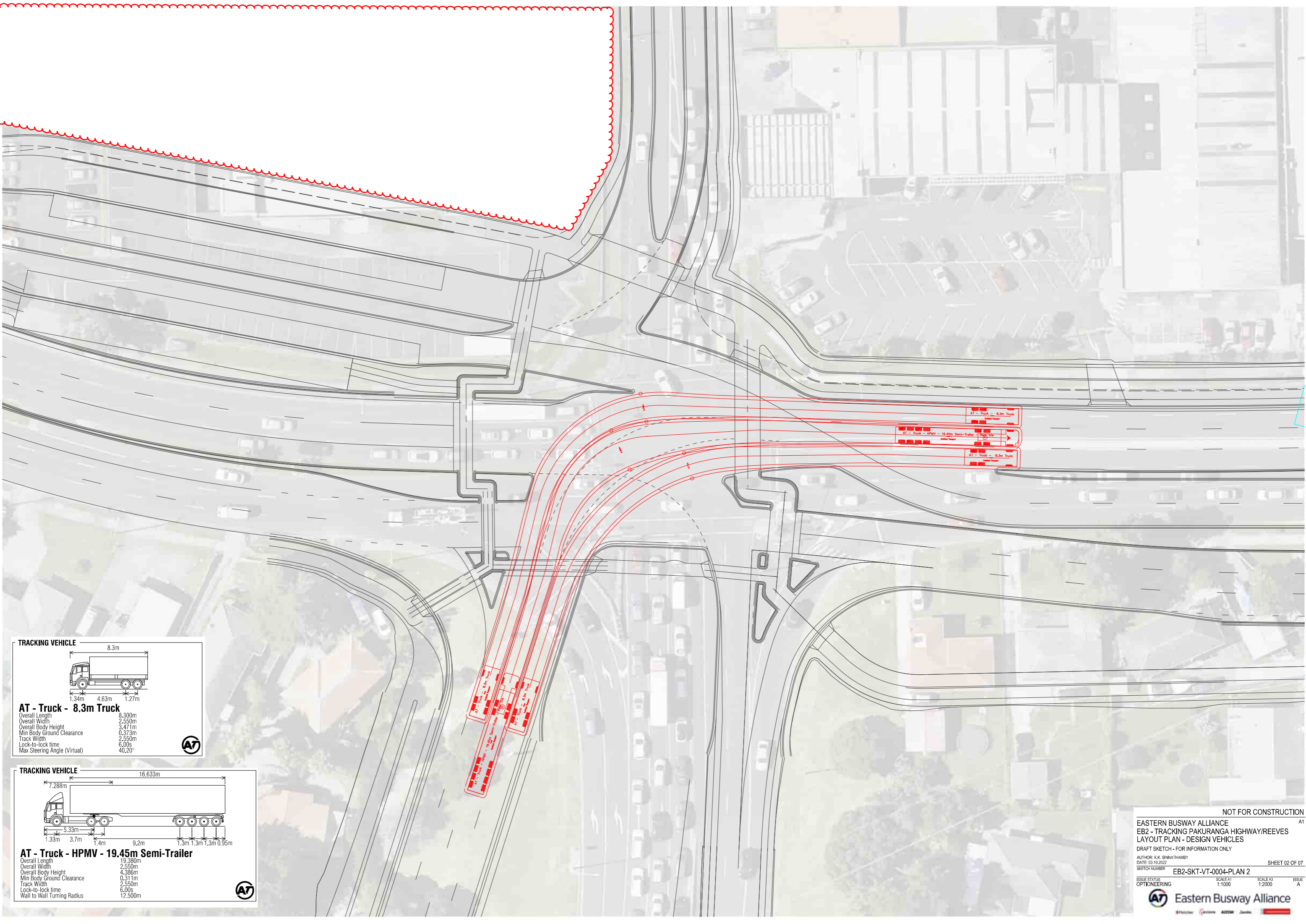
SCALE A1
1:1000

SCALE A3
1:2000

ISSUE
A







TRACKING VEHICLE

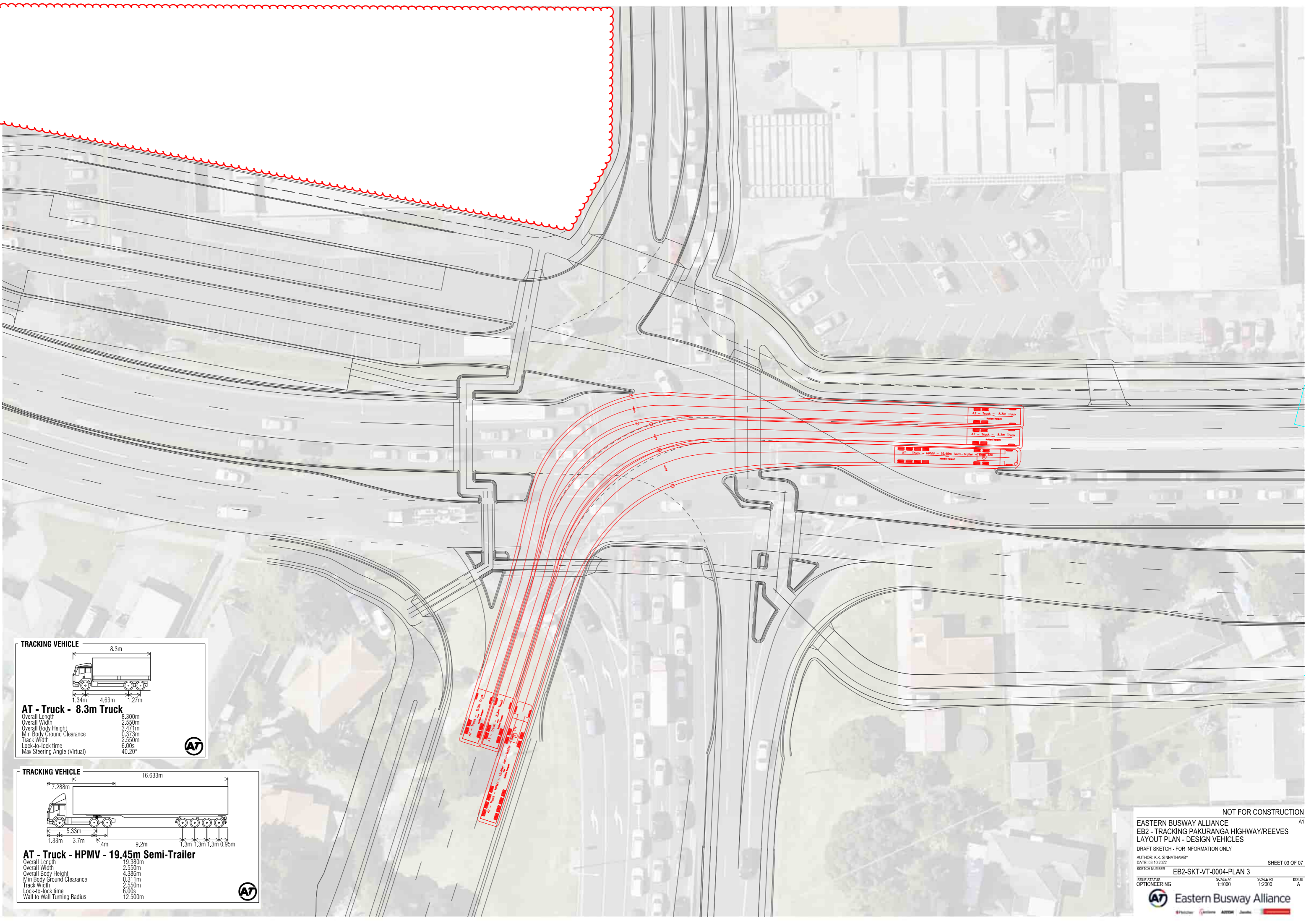
AT - Truck - 8.3m Truck

Overall Length	8.300m
Overall Width	2.550m
Overall Body Height	3.471m
Min Body Ground Clearance	0.373m
Track Width	2.550m
Lock-to-lock time	6.00s
Max Steering Angle (Virtual)	40.20°

TRACKING VEHICLE

AT - Truck - HPMV - 19.45m Semi-Trailer

Overall Length	19.380m
Overall Width	2.550m
Overall Body Height	4.386m
Min Body Ground Clearance	0.311m
Track Width	2.550m
Lock-to-lock time	6.00s
Wall to Wall Turning Radius	12.500m



TRACKING VEHICLE

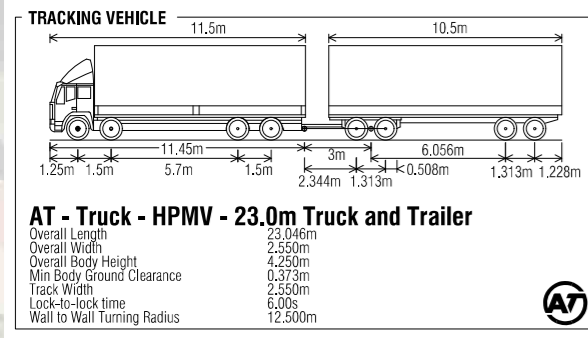
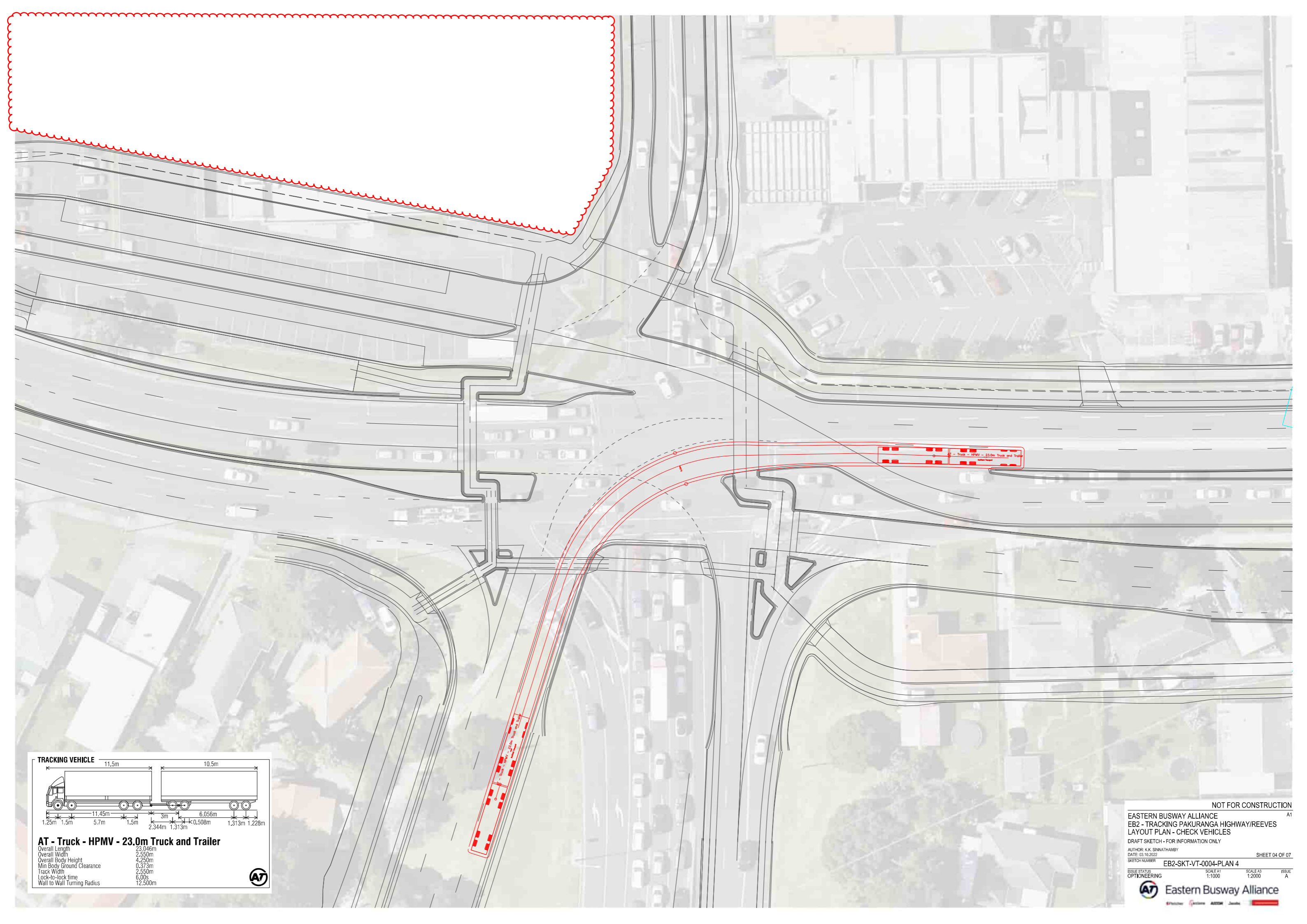
AT - Truck - 8.3m Truck

Overall Length	8.300m
Overall Width	2.550m
Overall Body Height	3.471m
Min Body Ground Clearance	0.373m
Track Width	2.550m
Lock-to-lock time	6.00s
Max Steering Angle (Virtual)	40.20°

TRACKING VEHICLE

AT - Truck - HPMV - 19.45m Semi-Trailer

Overall Length	19.380m
Overall Width	2.550m
Overall Body Height	4.386m
Min Body Ground Clearance	0.311m
Track Width	2.550m
Lock-to-lock time	6.00s
Wall to Wall Turning Radius	12.500m



NOT FOR CONSTRUCTION A1

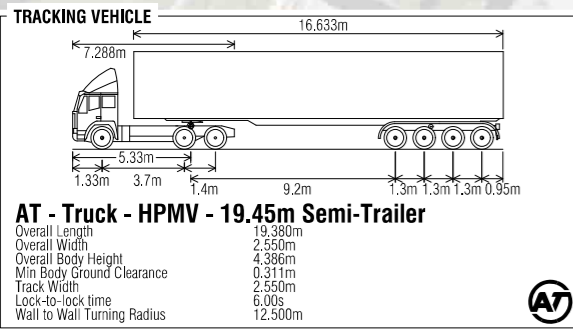
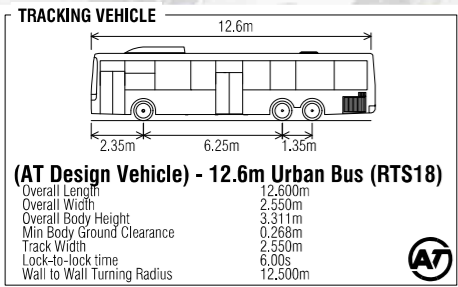
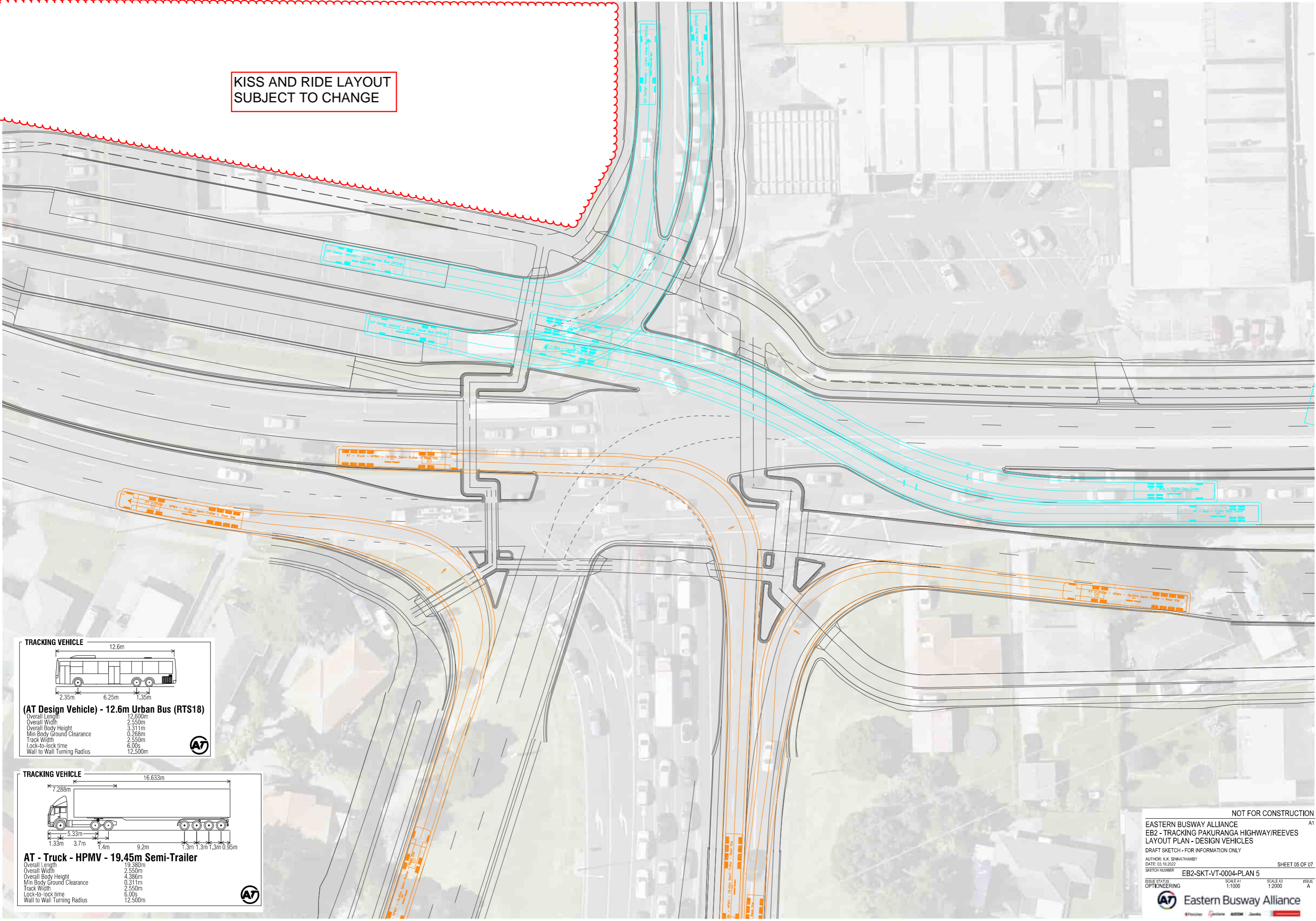
EASTERN BUSWAY ALLIANCE
EB2 - TRACKING PAKURANGA HIGHWAY/REEVES
LAYOUT PLAN - CHECK VEHICLES
 DRAFT SKETCH - FOR INFORMATION ONLY

AUTHOR: K.K. SINNATHAMBY
 DATE: 03.10.2022
 SKETCH NUMBER: EB2-SKT-VT-0004-PLAN 4

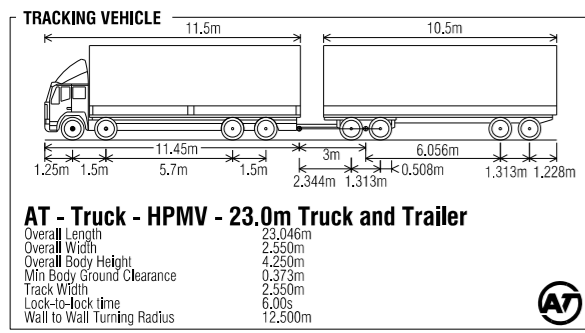
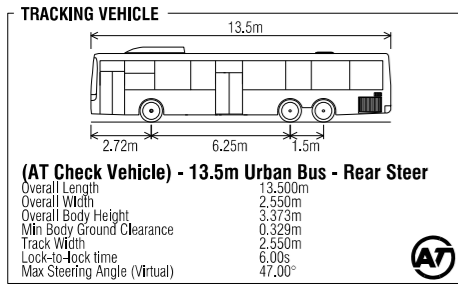
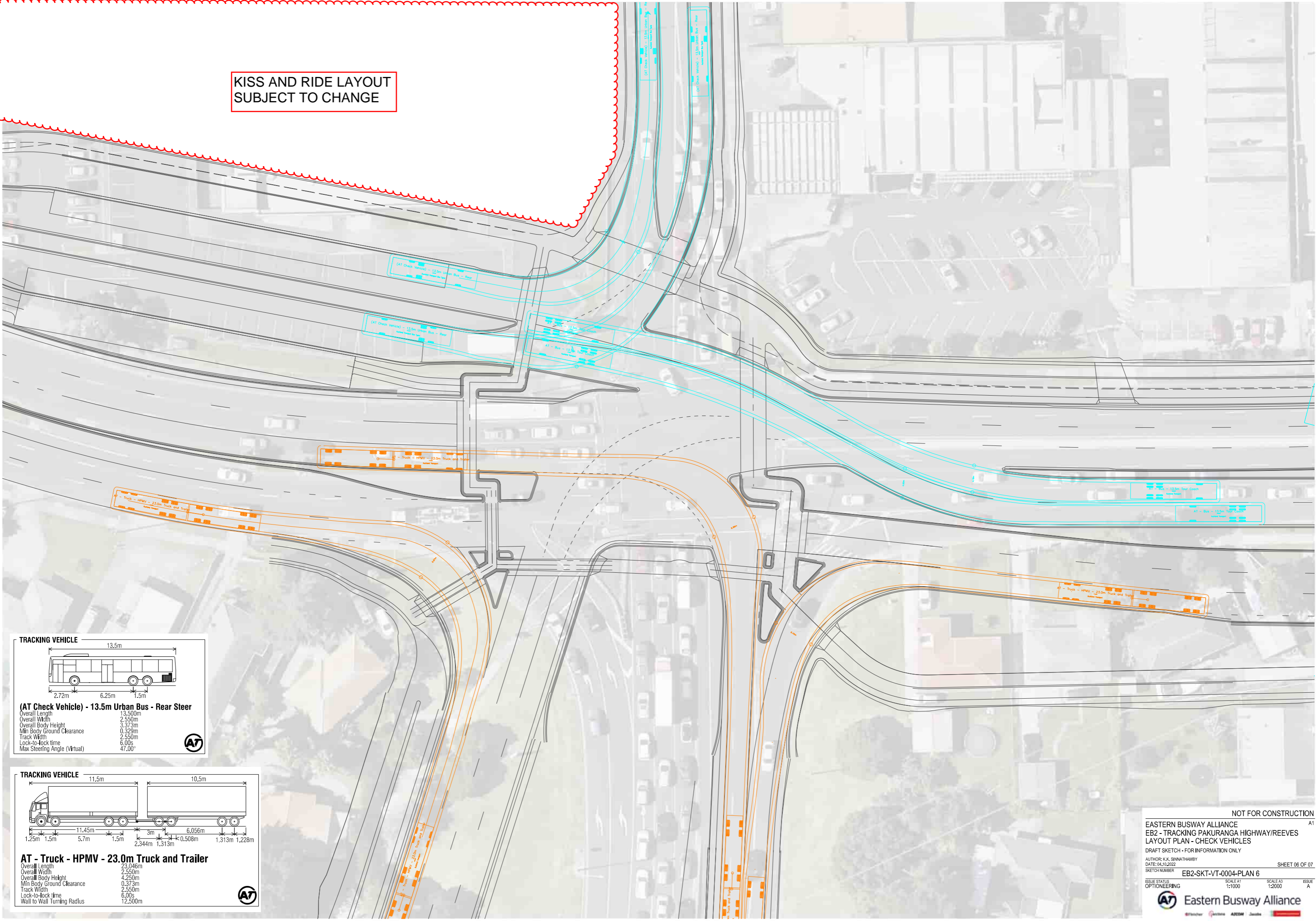
ISSUE STATUS: OPTONEERING
 SCALE A1: 1:1000
 SCALE A3: 1:2000
 SCALE A: A

SHEET 04 OF 07

**KISS AND RIDE LAYOUT
SUBJECT TO CHANGE**



**KISS AND RIDE LAYOUT
SUBJECT TO CHANGE**



KISS AND RIDE LAYOUT
SUBJECT TO CHANGE

NOT FOR CONSTRUCTION

EASTERN BUSWAY ALLIANCE
EB2 - TRACKING PAKURANGA HIGHWAY/REEVES
LAYOUT PLAN - ALL MOVEMENTS

DRAFT SKETCH - FOR INFORMATION ONLY

AUTHOR: K.K. SINNATHAMBY

DATE: 03.10.2022

SKETCH NUMBER: EB2-SKT-VT-0004-PLAN 7

ISSUE STATUS: OPTONEERING

SCALE A1: 1:1000

SCALE A3: 1:2000

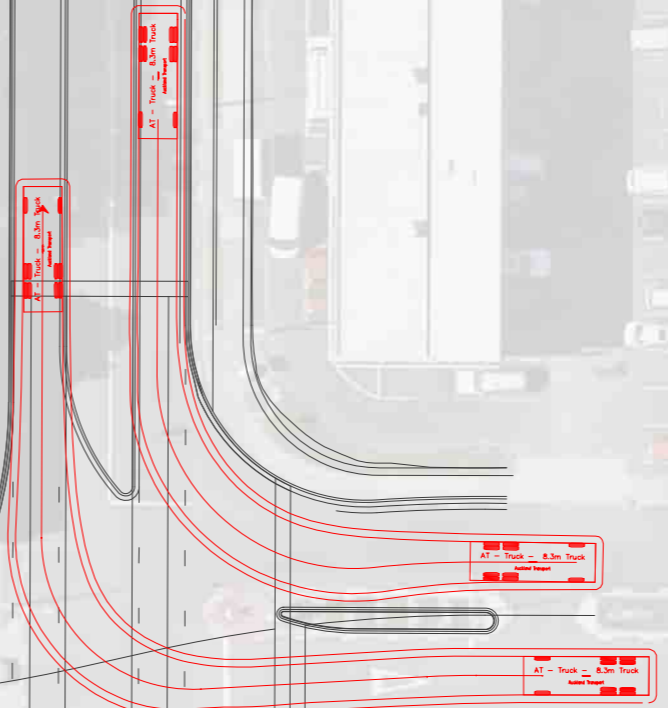
SCALE A: A

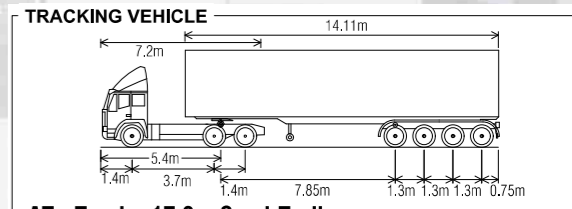
TRACKING VEHICLE

AT - Truck - 8.3m Truck

Overall Length	8.300m
Overall Width	2.550m
Overall Body Height	3.471m
Min Body Ground Clearance	0.373m
Track Width	2.550m
Lock-to-lock time	6.00s
Max Steering Angle (Virtual)	40.20°

**KISS AND RIDE LAYOUT
SUBJECT TO CHANGE**





AT - Truck - 17.9m Semi-Trailer

Overall Length	17.90m
Overall Width	2.550m
Overall Body Height	4.371m
Min Body Ground Clearance	0.311m
Track Width	2.550m
Lock-to-lock time	6.00s
Wall to Wall Turning Radius	12.500m



Adjust median island to suit tracking

KISS AND RIDE LAYOUT SUBJECT TO CHANGE

NOT FOR CONSTRUCTION

EASTERN BUSWAY ALLIANCE
 EB2 - TRACKING CORTINA/REEVES
 LAYOUT PLAN - CHECK VEHICLES

DRAFT SKETCH - FOR INFORMATION ONLY
 AUTHOR: K.K. SINNATHAMBY
 DATE: 03.10.2022
 SKETCH NUMBER: EB2-SKT-VT-0005-PLAN 2
 ISSUE STATUS: OPTONEERING
 SCALE A1: 1:1000
 SCALE A3: 1:2000
 SCALE A: A



TRACKING VEHICLE

AT - Truck - 8.3m Truck

Overall Length	8.300m
Overall Width	2.550m
Overall Body Height	3.471m
Min Body Ground Clearance	0.373m
Track Width	2.550m
Lock-to-lock time	6.00s
Max Steering Angle (Virtual)	40.20°

**KISS AND RIDE LAYOUT
SUBJECT TO CHANGE**

TRACKING VEHICLE

AT - Truck - 8.3m Truck

Overall Length	8.300m
Overall Width	2.550m
Overall Body Height	3.471m
Min Body Ground Clearance	0.373m
Track Width	2.550m
Lock-to-lock time	6.00s
Max Steering Angle (Virtual)	40.20°

TRACKING VEHICLE

AT - Truck - 12.6m - No hitch

Overall Length	12.600m
Overall Width	2.550m
Overall Body Height	4.243m
Min Body Ground Clearance	0.385m
Track Width	2.550m
Lock-to-lock time	6.00s
Max Wheel Angle	49.00°

**KISS AND RIDE LAYOUT
SUBJECT TO CHANGE**

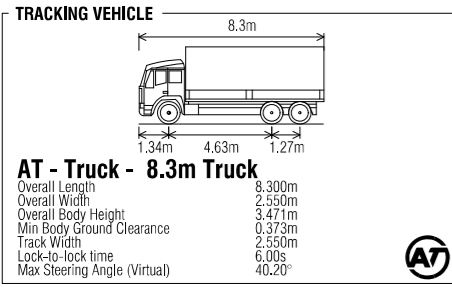
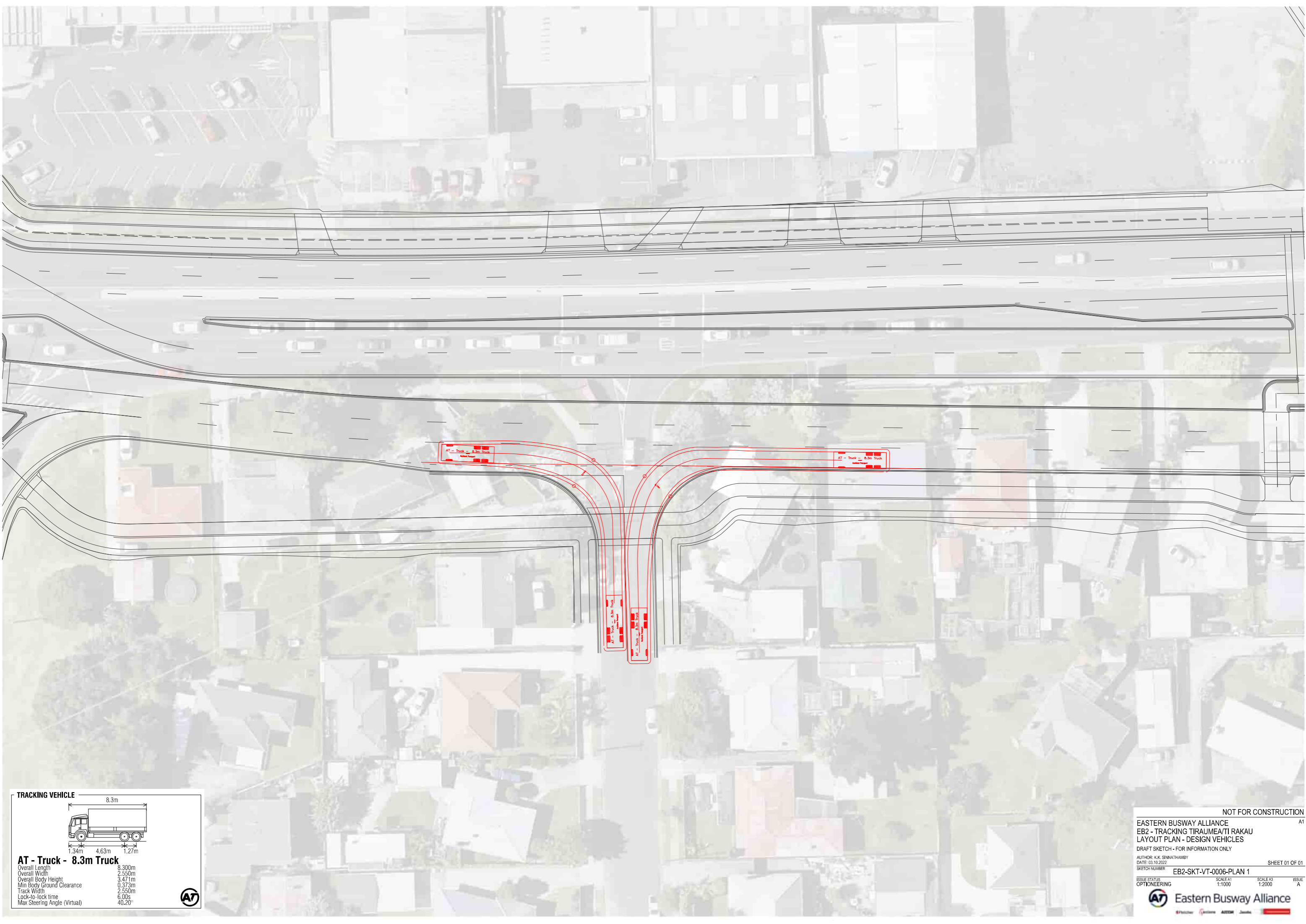
NOT FOR CONSTRUCTION

EASTERN BUSWAY ALLIANCE
 EB2 - TRACKING CORTINA/REEVES
 LAYOUT PLAN - CHECK VEHICLES
 DRAFT SKETCH - FOR INFORMATION ONLY

AUTHOR: K.K. SINNATHAMBY
 DATE: 03.10.2022
 SKETCH NUMBER: EB2-SKT-VT-0005-PLAN 4

ISSUE STATUS: OPTONEERING
 SCALE A1: 1:1000
 SCALE A3: 1:2000
 SHEET 04 OF 05
 ISSUE A

KISS AND RIDE LAYOUT
SUBJECT TO CHANGE

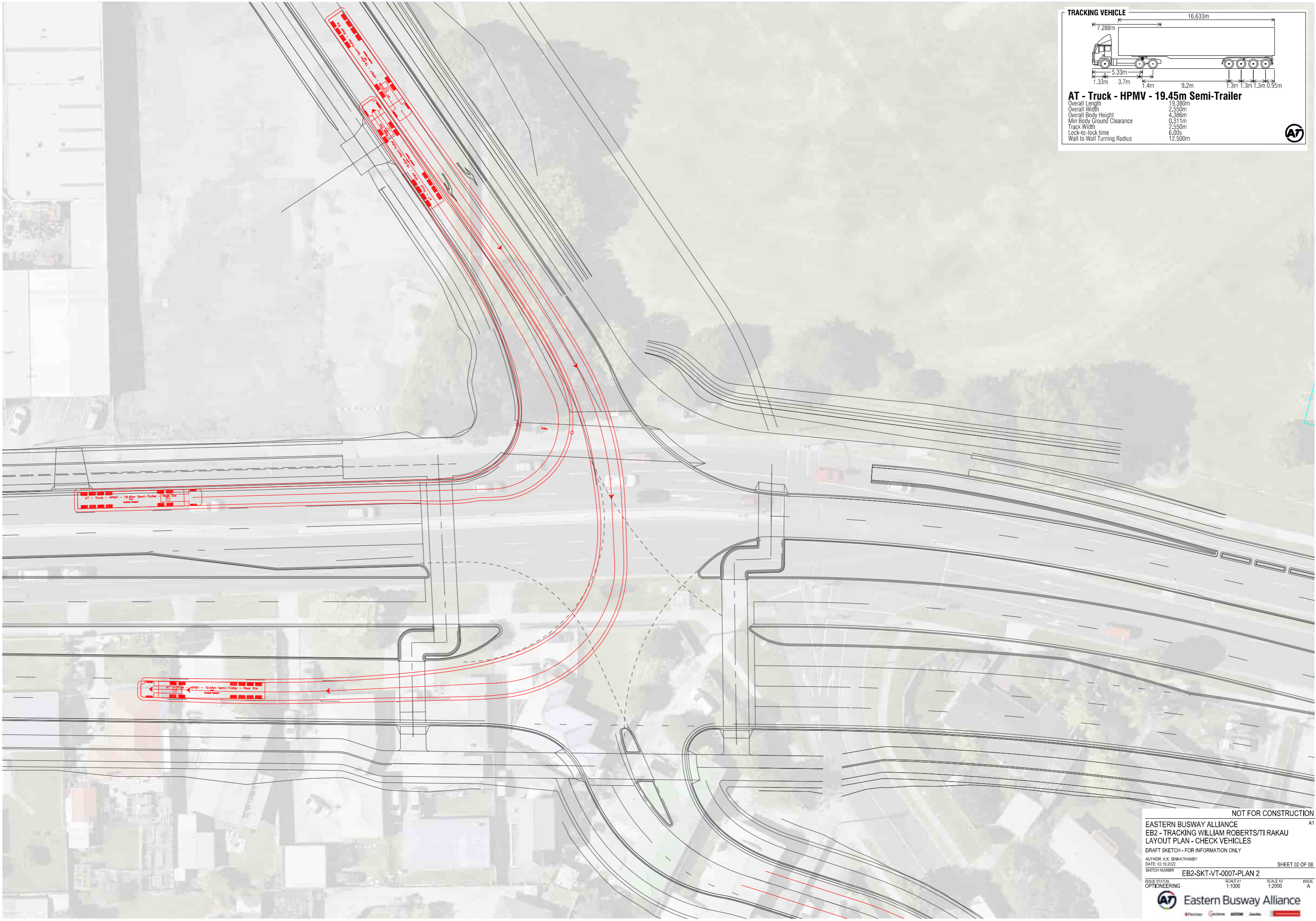


TRACKING VEHICLE

AT - Truck - 12.6m - No hitch

Overall Length	12.600m
Overall Width	2.550m
Overall Body Height	4.249m
Min Body Ground Clearance	0.385m
Track Width	2.550m
Lock-to-lock time	6.00s
Max Wheel Angle	49.00°





TRACKING VEHICLE

AT - Truck - HPMV - 19.45m Semi-Trailer

Overall Length	19.380m
Overall Width	2.550m
Overall Body Height	4.386m
Min Body Ground Clearance	0.311m
Track Width	2.550m
Lock-to-lock time	6.00s
Wall to Wall Turning Radius	12.500m

AT - Truck - HPMV - 19.45m Semi-Trailer - Top View

AT - Truck - HPMV - 19.45m Semi-Trailer - Rear View

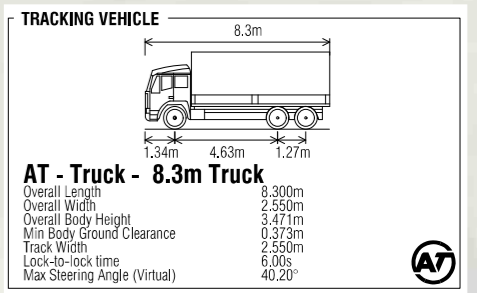
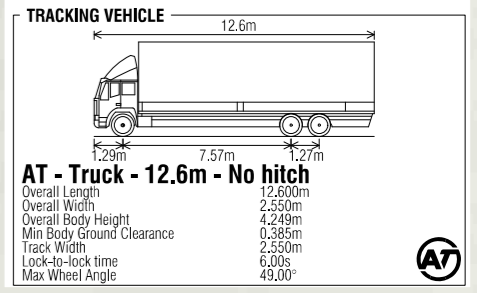
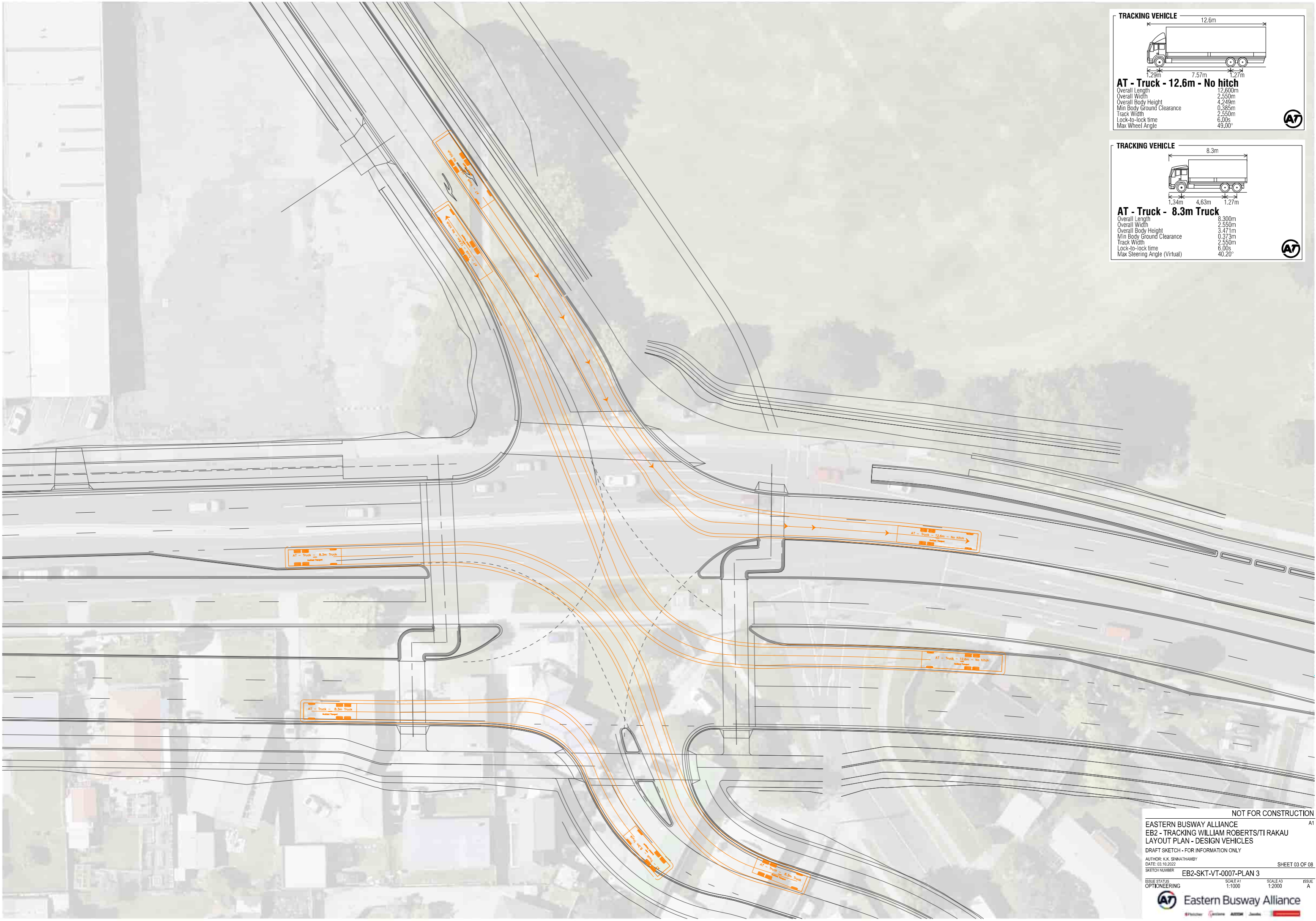
NOT FOR CONSTRUCTION

EASTERN BUSWAY ALLIANCE
 EB2 - TRACKING WILLIAM ROBERTS/TI RAKAU
 LAYOUT PLAN - CHECK VEHICLES
 DRAFT SKETCH - FOR INFORMATION ONLY

AUTHOR: K.K. SINNATHAMBY
 DATE: 03.10.2022
 SKETCH NUMBER: EB2-SKT-VT-0007-PLAN 2

ISSUE STATUS: OPTONEERING
 SCALE A1: 1:1000
 SCALE A3: 1:2000
 SHEET 02 OF 08
 ISSUE: A



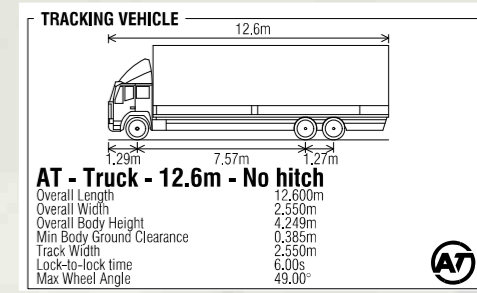
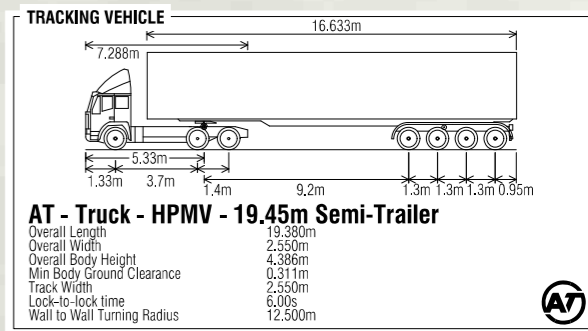
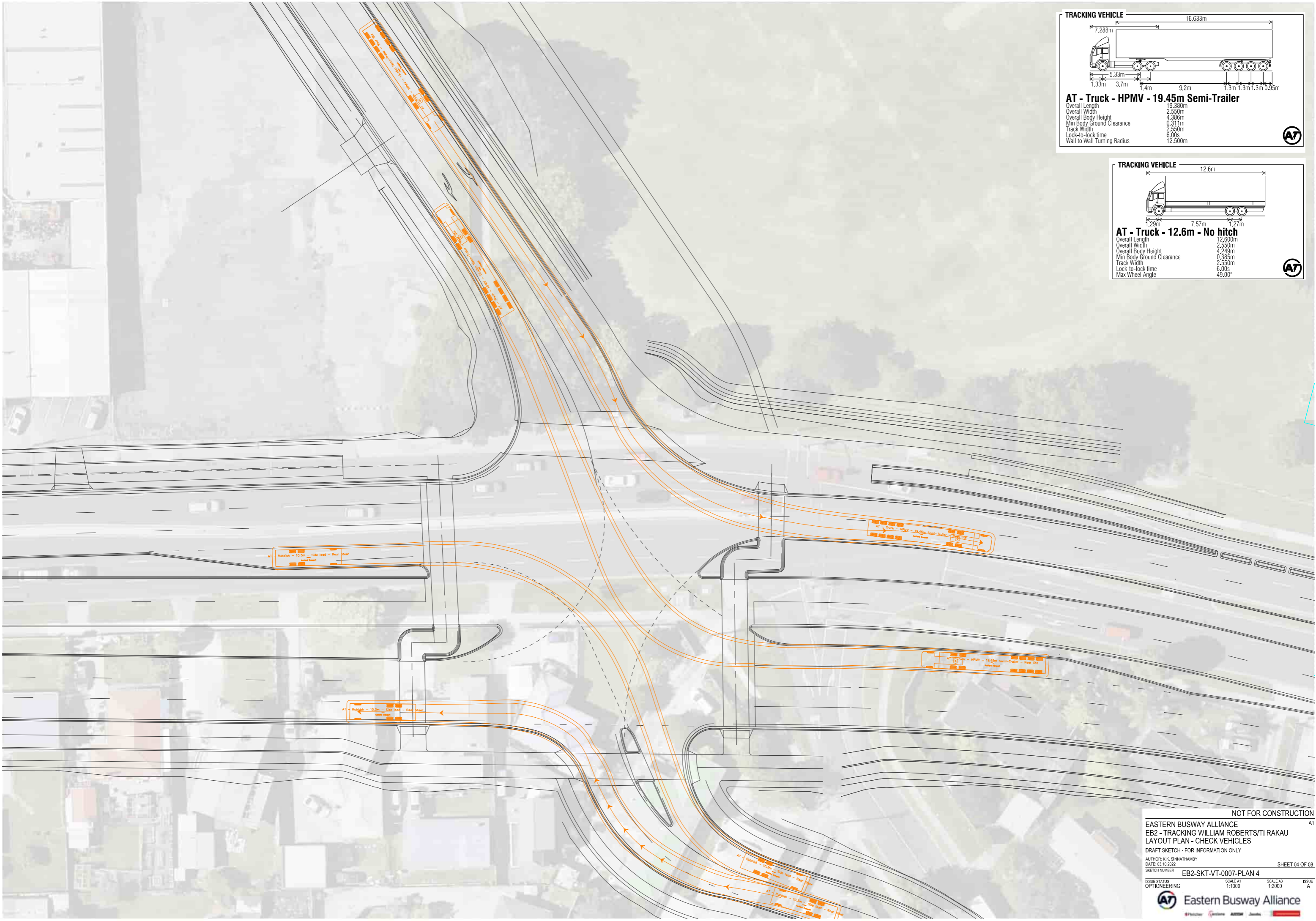


NOT FOR CONSTRUCTION

EASTERN BUSWAY ALLIANCE
 EB2 - TRACKING WILLIAM ROBERTS/TI RAKAU
 LAYOUT PLAN - DESIGN VEHICLES

DRAFT SKETCH - FOR INFORMATION ONLY
 AUTHOR: K.K. SINNATHAMBY
 DATE: 03.10.2022
 SKETCH NUMBER: EB2-SKT-VT-0007-PLAN 3
 ISSUE STATUS: OPTONEERING
 SCALE A1: 1:1000
 SCALE A3: 1:2000
 SHEET 03 OF 08
 ISSUE A





TRACKING VEHICLE

AT - Truck - 8.3m Truck

Overall Length	8.300m
Overall Width	2.550m
Overall Body Height	3.471m
Min Body Ground Clearance	0.373m
Track Width	2.550m
Lock-to-lock time	6.00s
Max Steering Angle (Virtual)	40.20°



NOT FOR CONSTRUCTION ^{A1}

EASTERN BUSWAY ALLIANCE
EB2 - TRACKING WILLIAM ROBERTS/TI RAKAU
LAYOUT PLAN - DESIGN VEHICLES
 DRAFT SKETCH - FOR INFORMATION ONLY

AUTHOR: K.K. SINNATHAMBY
 DATE: 03.10.2022
 SKETCH NUMBER: EB2-SKT-VT-0007-PLAN 5

ISSUE STATUS: OPTONEERING
 SCALE A1: 1:1000
 SCALE A3: 1:2000
 SHEET 05 OF 08
 ISSUE: A

TRACKING VEHICLE

AT - Rubbish - 10.3m - Side load

Overall Length	10.300m
Overall Width	2.550m
Overall Body Height	4.163m
Min Body Ground Clearance	0.443m
Track Width	2.550m
Lock-to-lock time	6.00s
Max Steering Angle (Virtual)	47.00°



NOT FOR CONSTRUCTION

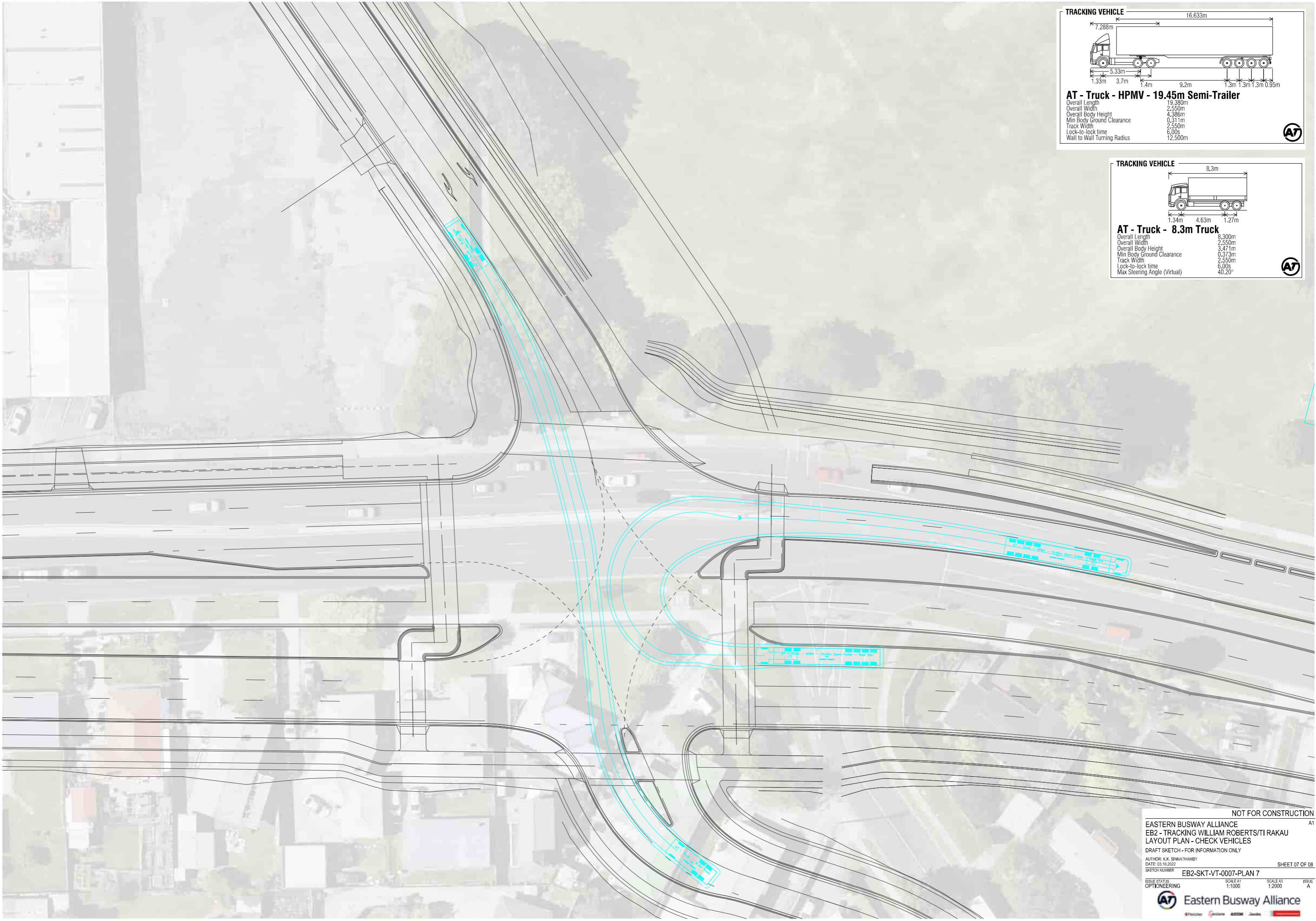
EASTERN BUSWAY ALLIANCE
 EB2 - TRACKING WILLIAM ROBERTS/TI RAKAU
 LAYOUT PLAN - CHECK VEHICLES
 DRAFT SKETCH - FOR INFORMATION ONLY

AUTHOR: K.K. SINNATHAMBY
 DATE: 03.10.2022
 SKETCH NUMBER: EB2-SKT-VT-0007-PLAN 6

ISSUE STATUS: OPTONEERING
 SCALE A1: 1:1000
 SCALE A3: 1:2000
 SCALE A: A

SHEET 06 OF 08

Eastern Busway Alliance



TRACKING VEHICLE

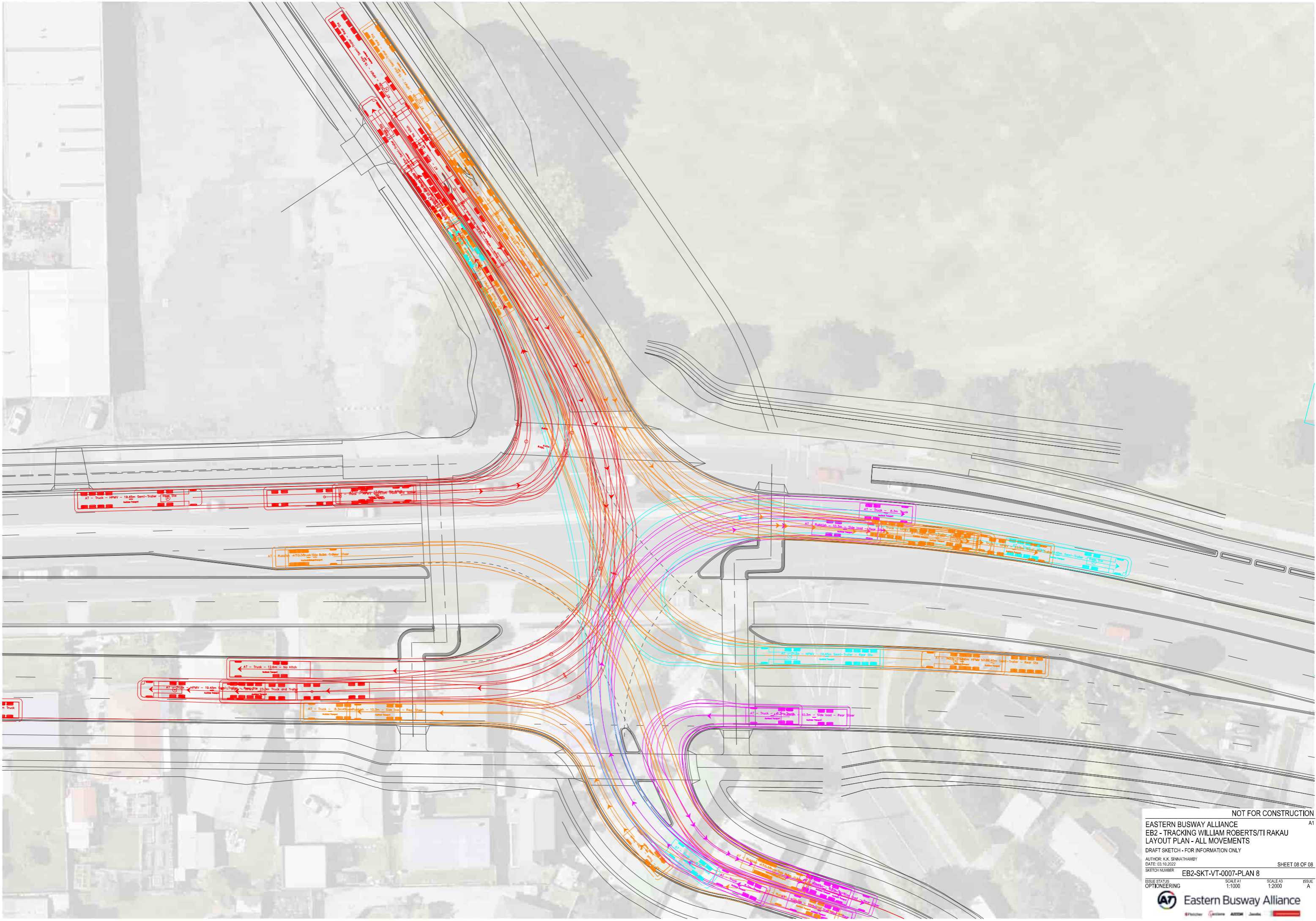
AT - Truck - HPMV - 19.45m Semi-Trailer

Overall Length	19.380m
Overall Width	2.550m
Overall Body Height	4.386m
Min Body Ground Clearance	0.311m
Track Width	2.550m
Lock-to-lock time	6.00s
Wall to Wall Turning Radius	12.500m

TRACKING VEHICLE

AT - Truck - 8.3m Truck

Overall Length	8.300m
Overall Width	2.550m
Overall Body Height	3.471m
Min Body Ground Clearance	0.373m
Track Width	2.550m
Lock-to-lock time	6.00s
Max Steering Angle (Virtual)	40.20°



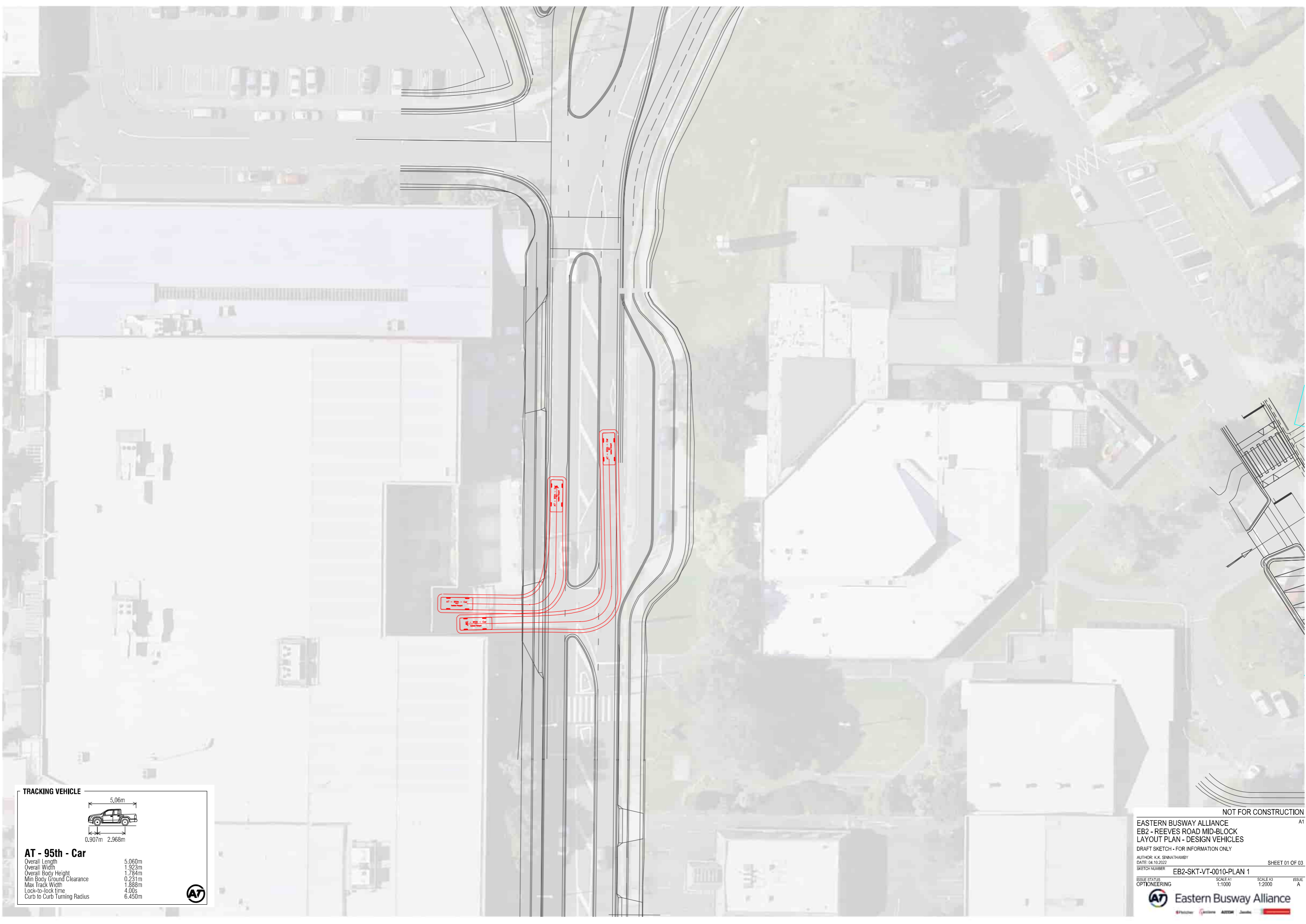
NOT FOR CONSTRUCTION

EASTERN BUSWAY ALLIANCE
 EB2 - TRACKING WILLIAM ROBERTS/TI RAKAU
 LAYOUT PLAN - ALL MOVEMENTS

DRAFT SKETCH - FOR INFORMATION ONLY
 AUTHOR: K.K. SINNATHAMBY
 DATE: 03.10.2022
 SKETCH NUMBER: EB2-SKT-VT-0007-PLAN 8

ISSUE STATUS: OPTONEERING
 SCALE A1: 1:1000
 SCALE A3: 1:2000
 SHEET 08 OF 08
 ISSUE A





TRACKING VEHICLE

5.06m
2.968m
1.784m

AT - 95th - Car

Overall Length	5.060m
Overall Width	1.923m
Overall Body Height	1.784m
Min Body Ground Clearance	0.231m
Max Track Width	1.888m
Lock-to-lock time	4.00s
Curb to Curb Turning Radius	6.450m

NOT FOR CONSTRUCTION A1

EASTERN BUSWAY ALLIANCE
EB2 - REEVES ROAD MID-BLOCK
LAYOUT PLAN - DESIGN VEHICLES

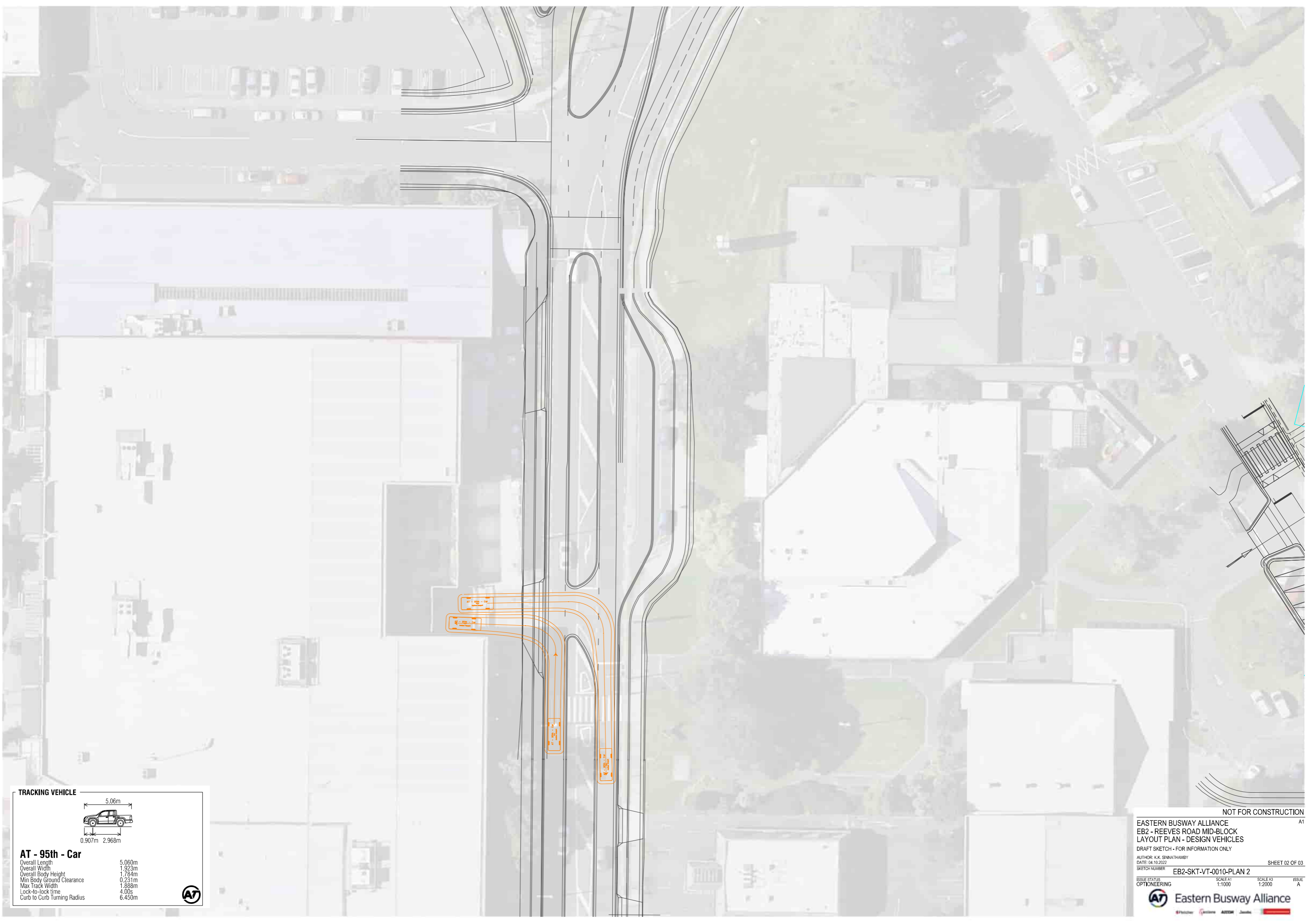
DRAFT SKETCH - FOR INFORMATION ONLY

AUTHOR: K.K. SINNATHAMBY
 DATE: 04.10.2022
 SHEET 01 OF 03

SKETCH NUMBER: **EB2-SKT-VT-0010-PLAN 1**

ISSUE STATUS: OPTONEERING
 SCALE A1: 1:1000
 SCALE A3: 1:2000
 ISSUE: A

Eastern Busway Alliance



TRACKING VEHICLE

AT - 95th - Car

Overall Length	5.060m
Overall Width	1.923m
Overall Body Height	1.784m
Min Body Ground Clearance	0.231m
Max Track Width	1.888m
Lock-to-lock time	4.00s
Curb to Curb Turning Radius	6.450m

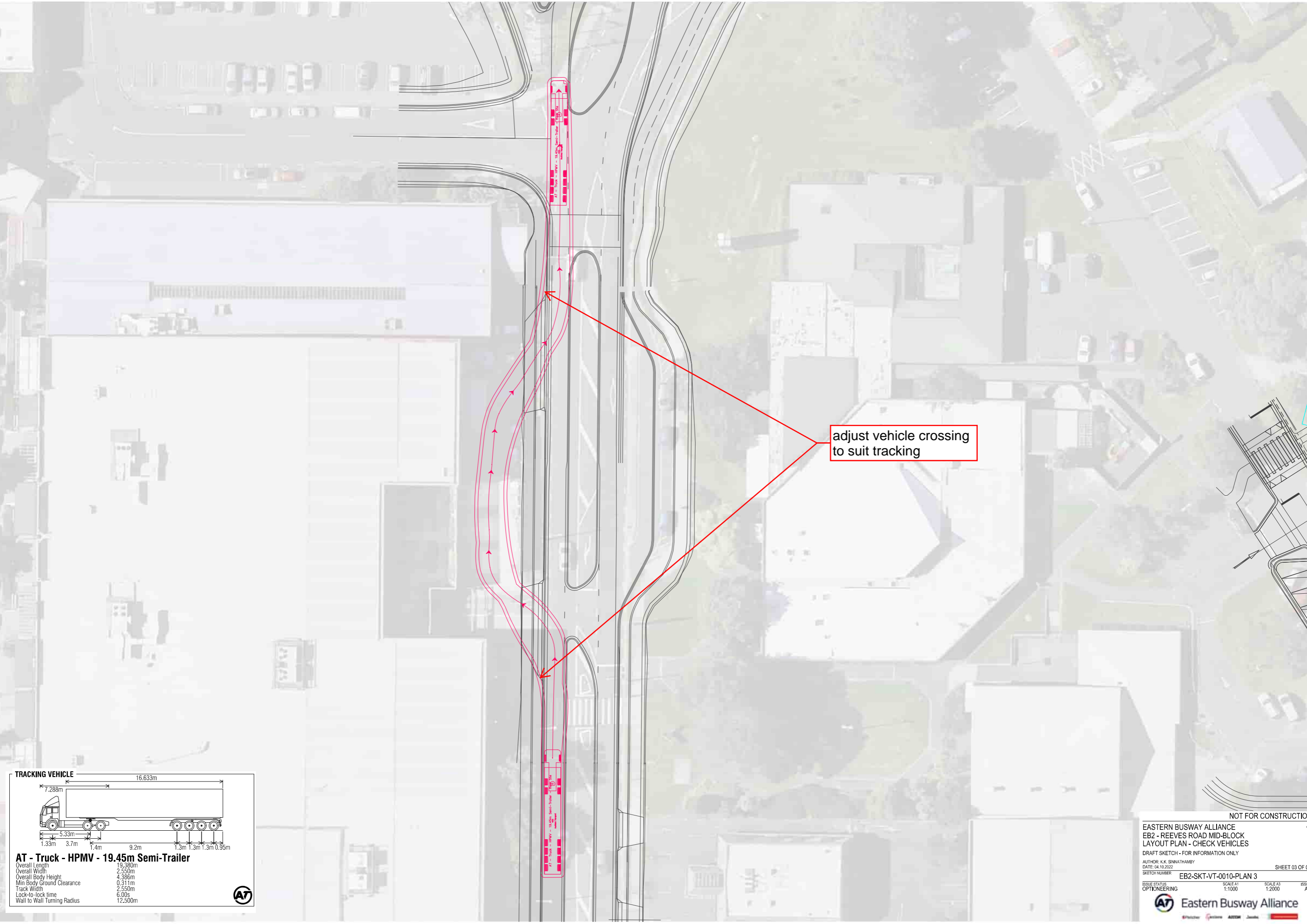
NOT FOR CONSTRUCTION A1

EASTERN BUSWAY ALLIANCE
EB2 - REEVES ROAD MID-BLOCK
LAYOUT PLAN - DESIGN VEHICLES
DRAFT SKETCH - FOR INFORMATION ONLY

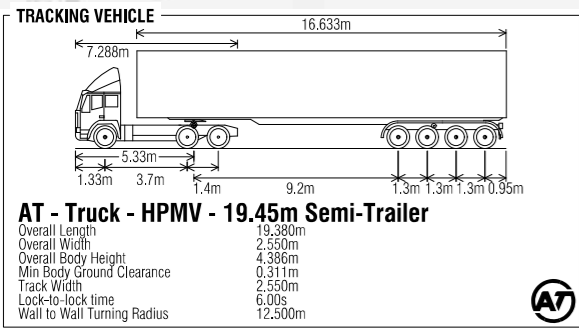
AUTHOR: K.K. SINNATHAMBY
DATE: 04.10.2022
SKETCH NUMBER: EB2-SKT-VT-0010-PLAN 2
ISSUE STATUS: OPTONEERING

SCALE A1	SCALE A3	ISSUE
1:1000	1:2000	A

Eastern Busway Alliance



adjust vehicle crossing to suit tracking



NOT FOR CONSTRUCTION A1

EASTERN BUSWAY ALLIANCE
EB2 - REEVES ROAD MID-BLOCK
LAYOUT PLAN - CHECK VEHICLES

DRAFT SKETCH - FOR INFORMATION ONLY

AUTHOR: K.K. SINNATHAMBY
DATE: 04.10.2022

SHEET 03 OF 03

SKETCH NUMBER: EB2-SKT-VT-0010-PLAN 3

ISSUE STATUS

SCALE A1

SCALE A3

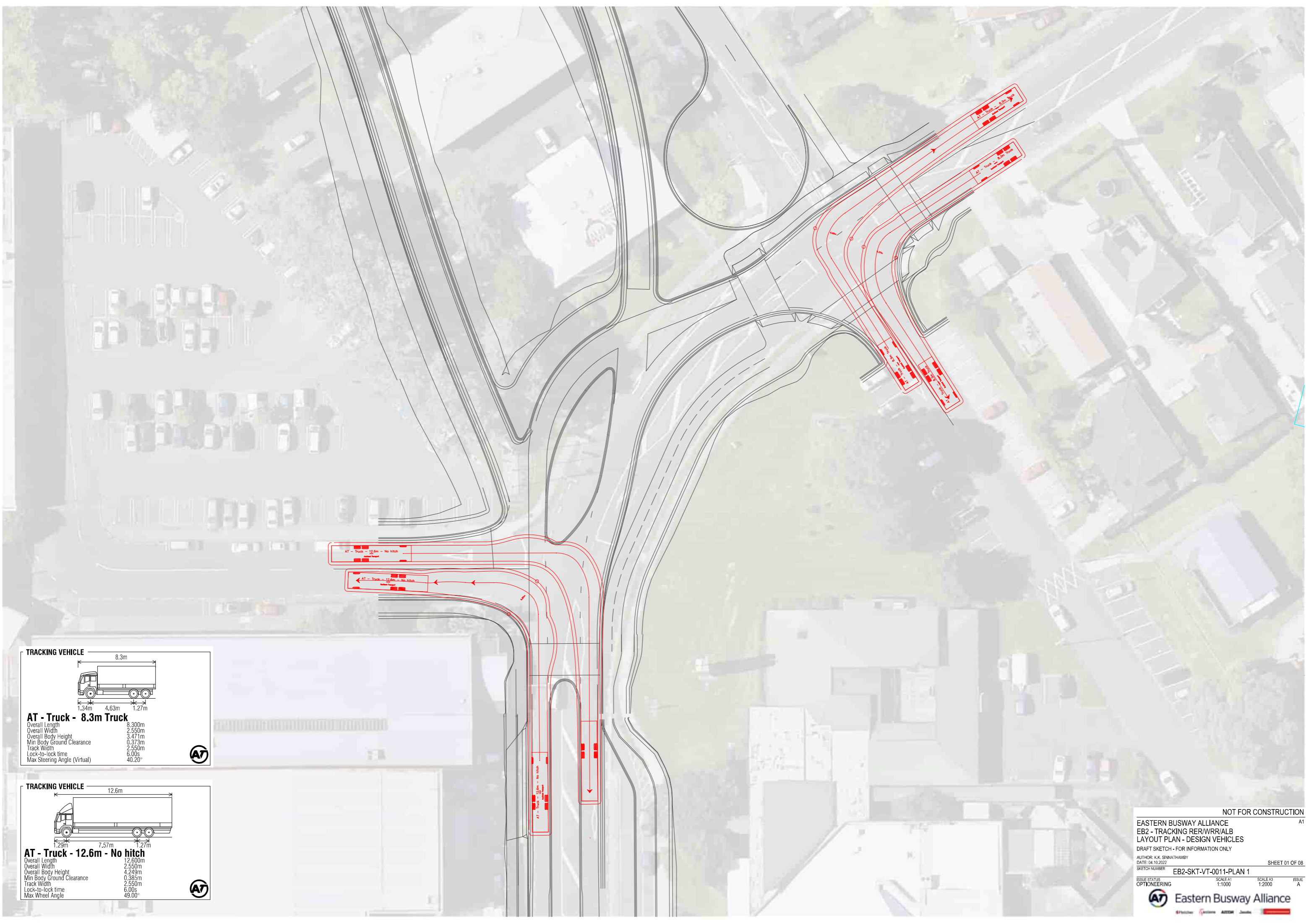
ISSUE

OPTONEERING

1:1000

1:2000

A



TRACKING VEHICLE

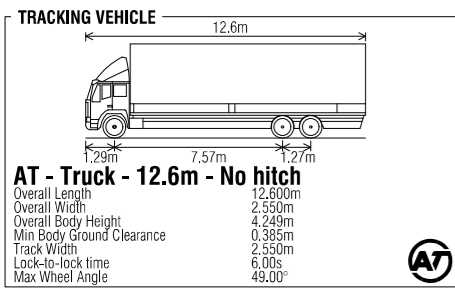
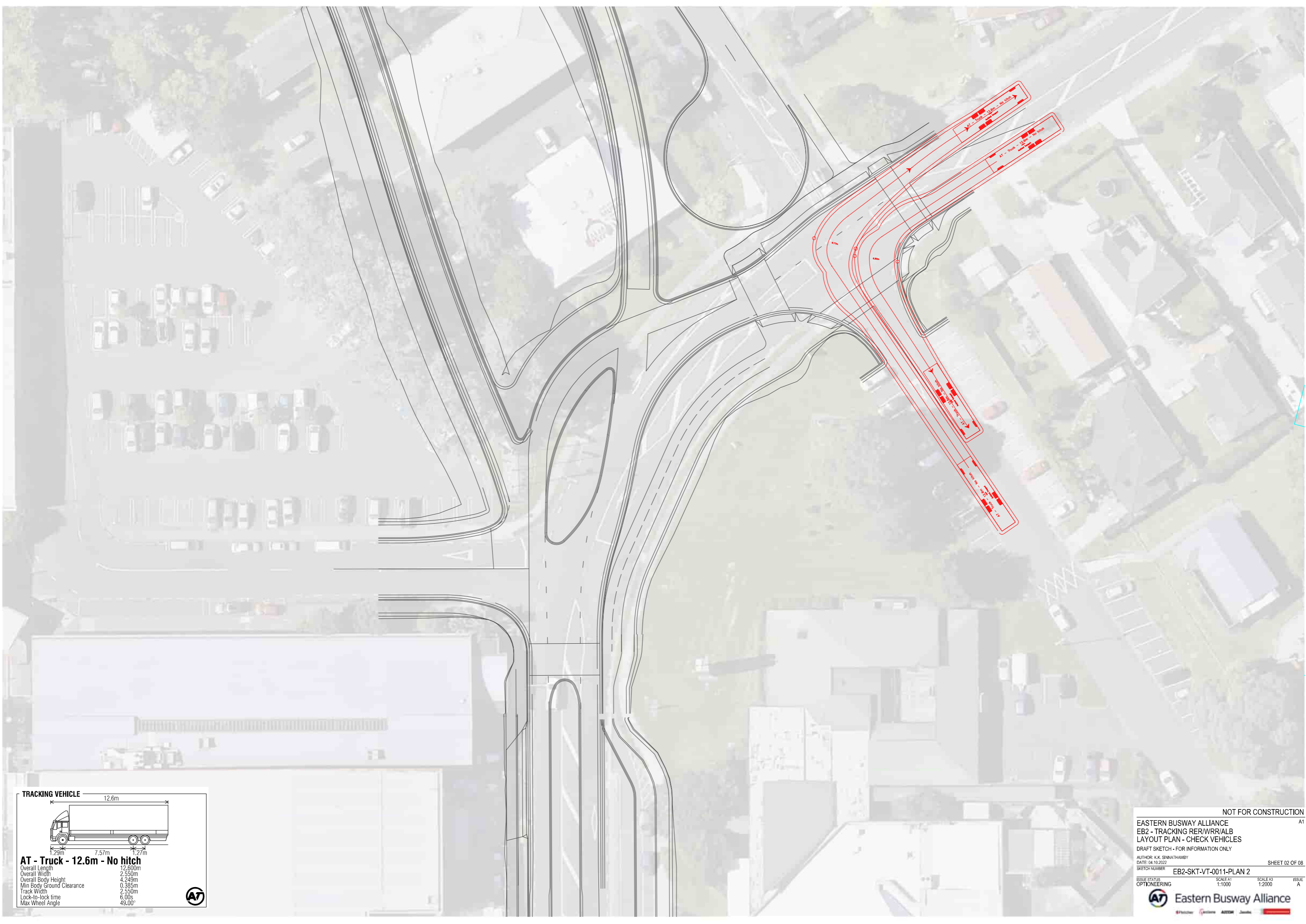
AT - Truck - 8.3m Truck

Overall Length	8.300m
Overall Width	2.550m
Overall Body Height	3.471m
Min Body Ground Clearance	0.373m
Track Width	2.550m
Lock-to-lock time	6.00s
Max Steering Angle (Virtual)	40.20°

TRACKING VEHICLE

AT - Truck - 12.6m - No hitch

Overall Length	12.600m
Overall Width	2.550m
Overall Body Height	4.249m
Min Body Ground Clearance	0.385m
Track Width	2.550m
Lock-to-lock time	6.00s
Max Wheel Angle	49.00°



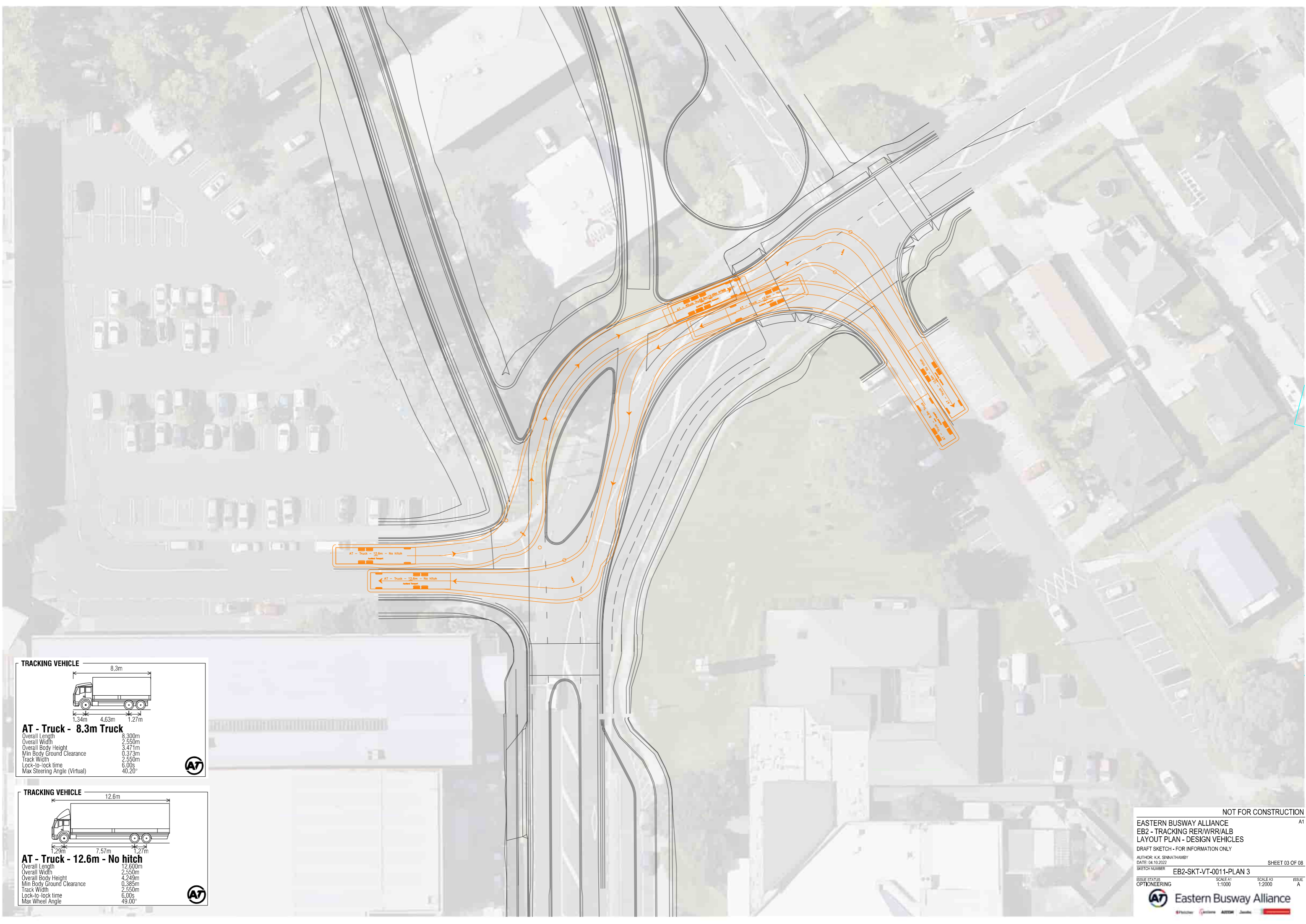
NOT FOR CONSTRUCTION A1

EASTERN BUSWAY ALLIANCE
EB2 - TRACKING RER/WRR/ALB
LAYOUT PLAN - CHECK VEHICLES
DRAFT SKETCH - FOR INFORMATION ONLY

AUTHOR: K.K. SINNATHAMBY
DATE: 04.10.2022
SKETCH NUMBER: EB2-SKT-VT-0011-PLAN 2
SHEET 02 OF 08

ISSUE STATUS: OPTONEERING
SCALE A1: 1:1000
SCALE A3: 1:2000
ISSUE: A





TRACKING VEHICLE

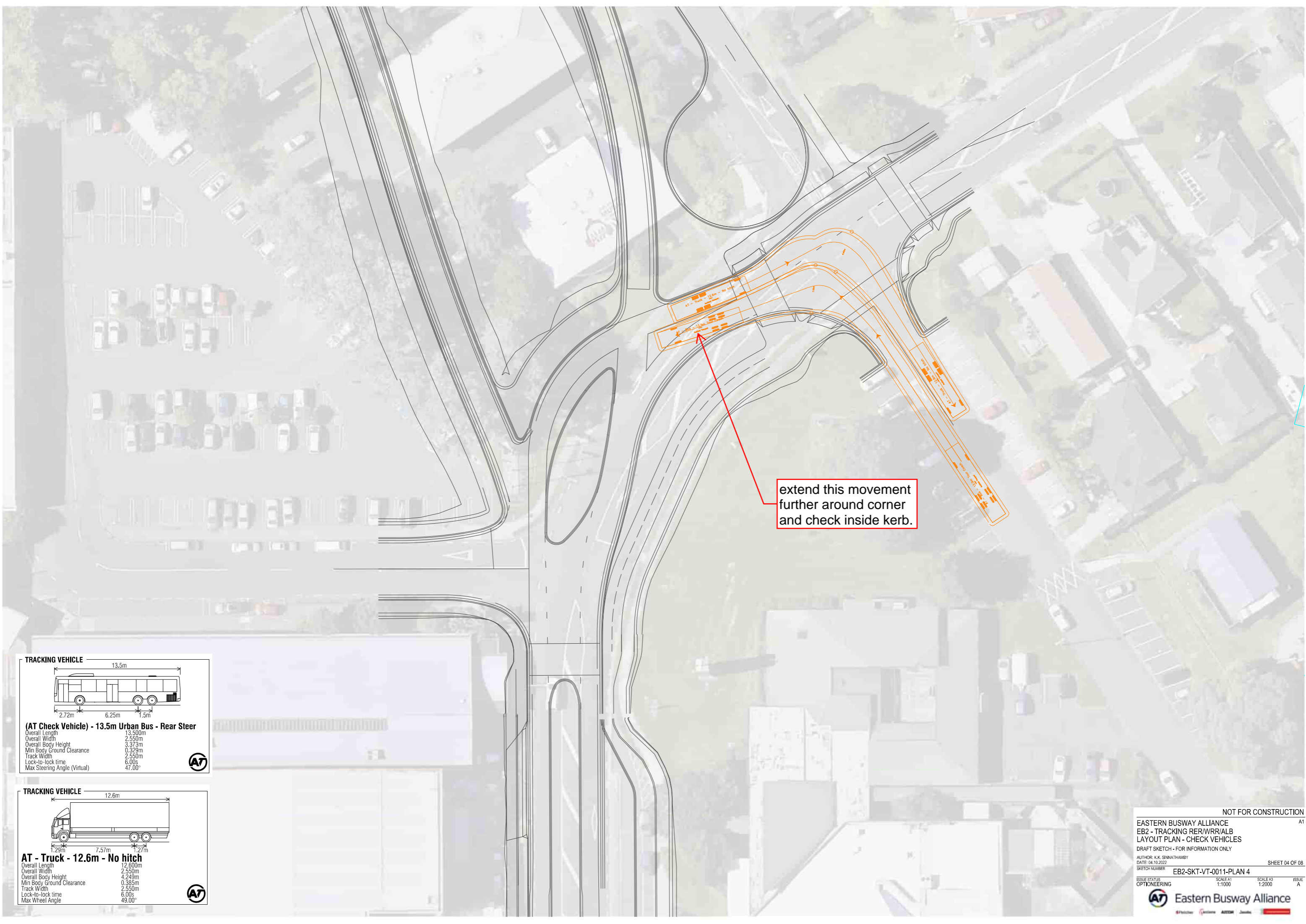
AT - Truck - 8.3m Truck

Overall Length	8.300m
Overall Width	2.550m
Overall Body Height	3.471m
Min Body Ground Clearance	0.373m
Track Width	2.550m
Lock-to-lock time	6.00s
Max Steering Angle (Virtual)	40.20°

TRACKING VEHICLE

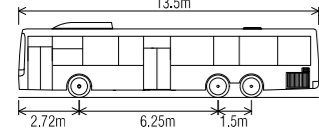
AT - Truck - 12.6m - No hitch

Overall Length	12.600m
Overall Width	2.550m
Overall Body Height	4.249m
Min Body Ground Clearance	0.365m
Track Width	2.550m
Lock-to-lock time	6.00s
Max Wheel Angle	49.00°



extend this movement further around corner and check inside kerb.

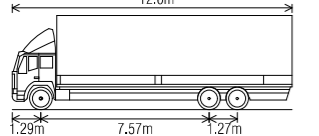
TRACKING VEHICLE



(AT Check Vehicle) - 13.5m Urban Bus - Rear Steer
Overall Length 13.500m
Overall Width 2.550m
Overall Body Height 3.373m
Min Body Ground Clearance 0.329m
Track Width 2.550m
Lock-to-lock time 6.00s
Max Steering Angle (Virtual) 47.00°

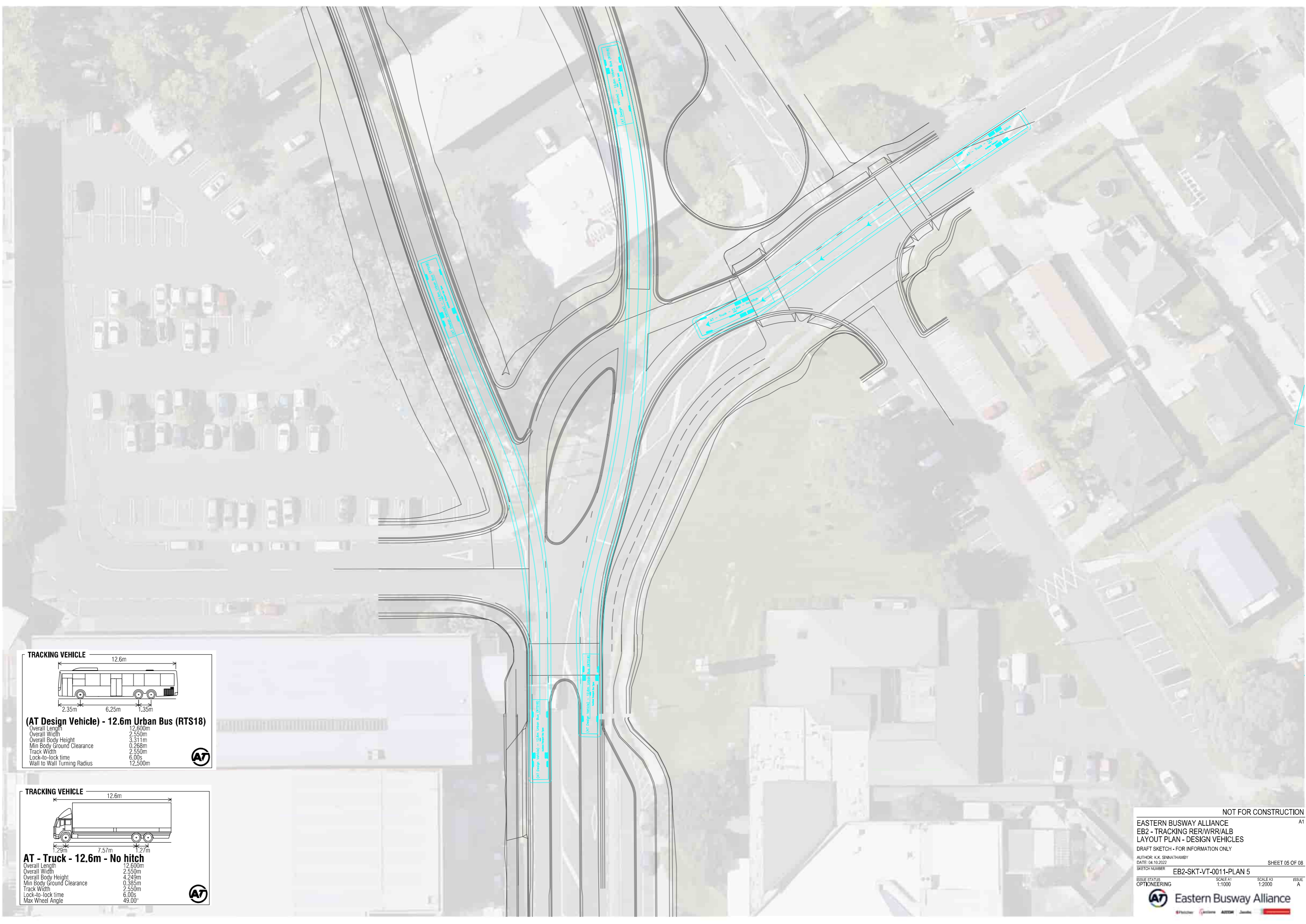


TRACKING VEHICLE



AT - Truck - 12.6m - No hitch
Overall Length 12.600m
Overall Width 2.550m
Overall Body Height 4.249m
Min Body Ground Clearance 0.365m
Track Width 2.550m
Lock-to-lock time 6.00s
Max Wheel Angle 49.00°





TRACKING VEHICLE

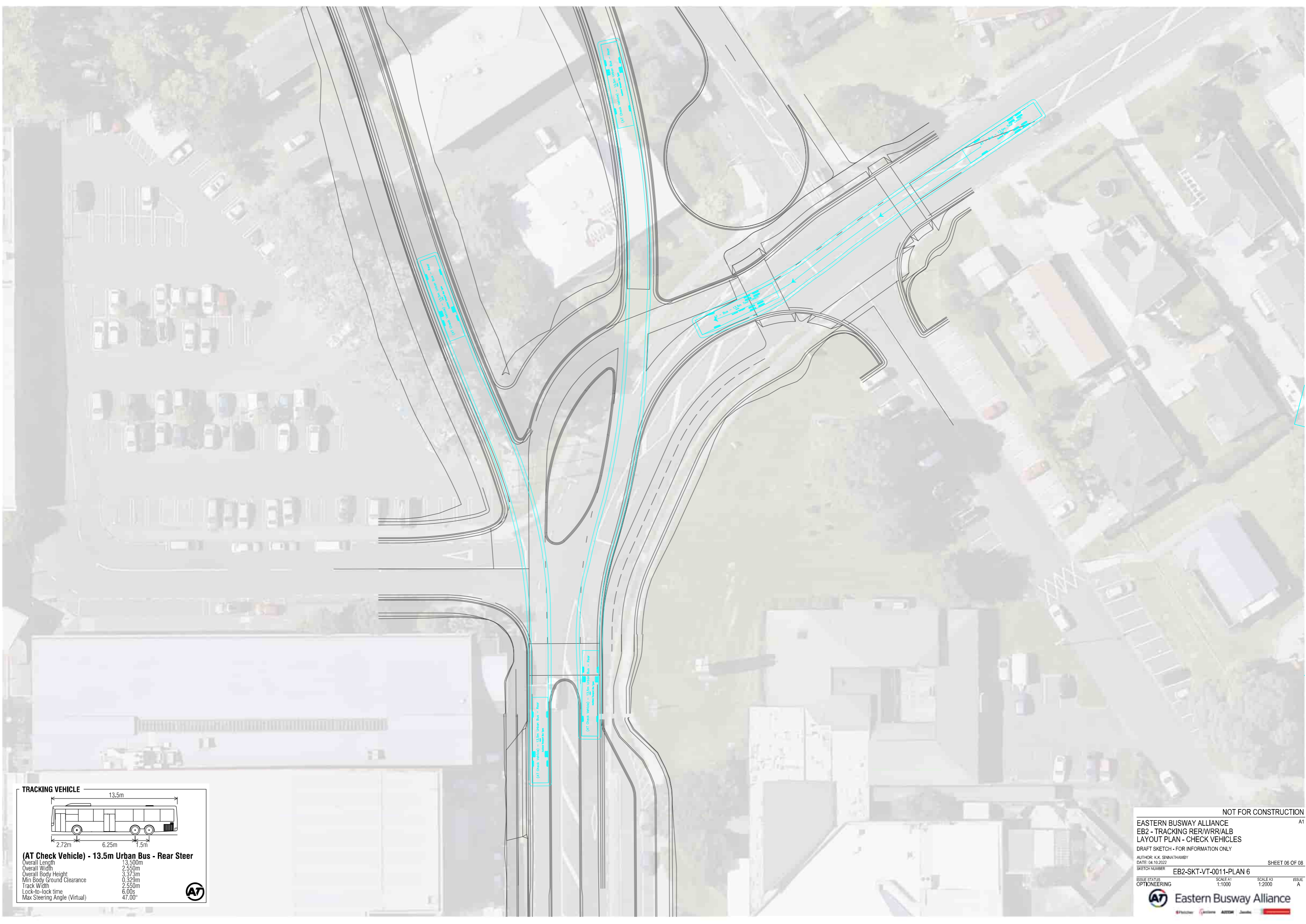
(AT Design Vehicle) - 12.6m Urban Bus (RTS18)

Overall Length	12.500m
Overall Width	2.550m
Overall Body Height	3.311m
Min Body Ground Clearance	0.268m
Track Width	2.550m
Lock-to-lock time	6.00s
Wall to Wall Turning Radius	12.500m

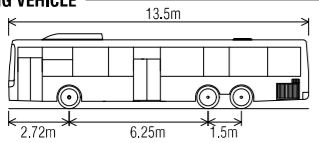
TRACKING VEHICLE

AT - Truck - 12.6m - No hitch

Overall Length	12.600m
Overall Width	2.550m
Overall Body Height	4.249m
Min Body Ground Clearance	0.385m
Track Width	2.550m
Lock-to-lock time	6.00s
Max Wheel Angle	49.00°



TRACKING VEHICLE



(AT Check Vehicle) - 13.5m Urban Bus - Rear Steer

Overall Length	13.500m
Overall Width	2.550m
Overall Body Height	3.373m
Min Body Ground Clearance	0.329m
Track Width	2.550m
Lock-to-lock time	6.00s
Max Steering Angle (Virtual)	47.00°



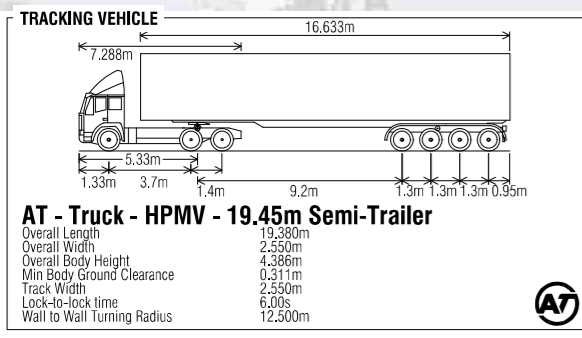
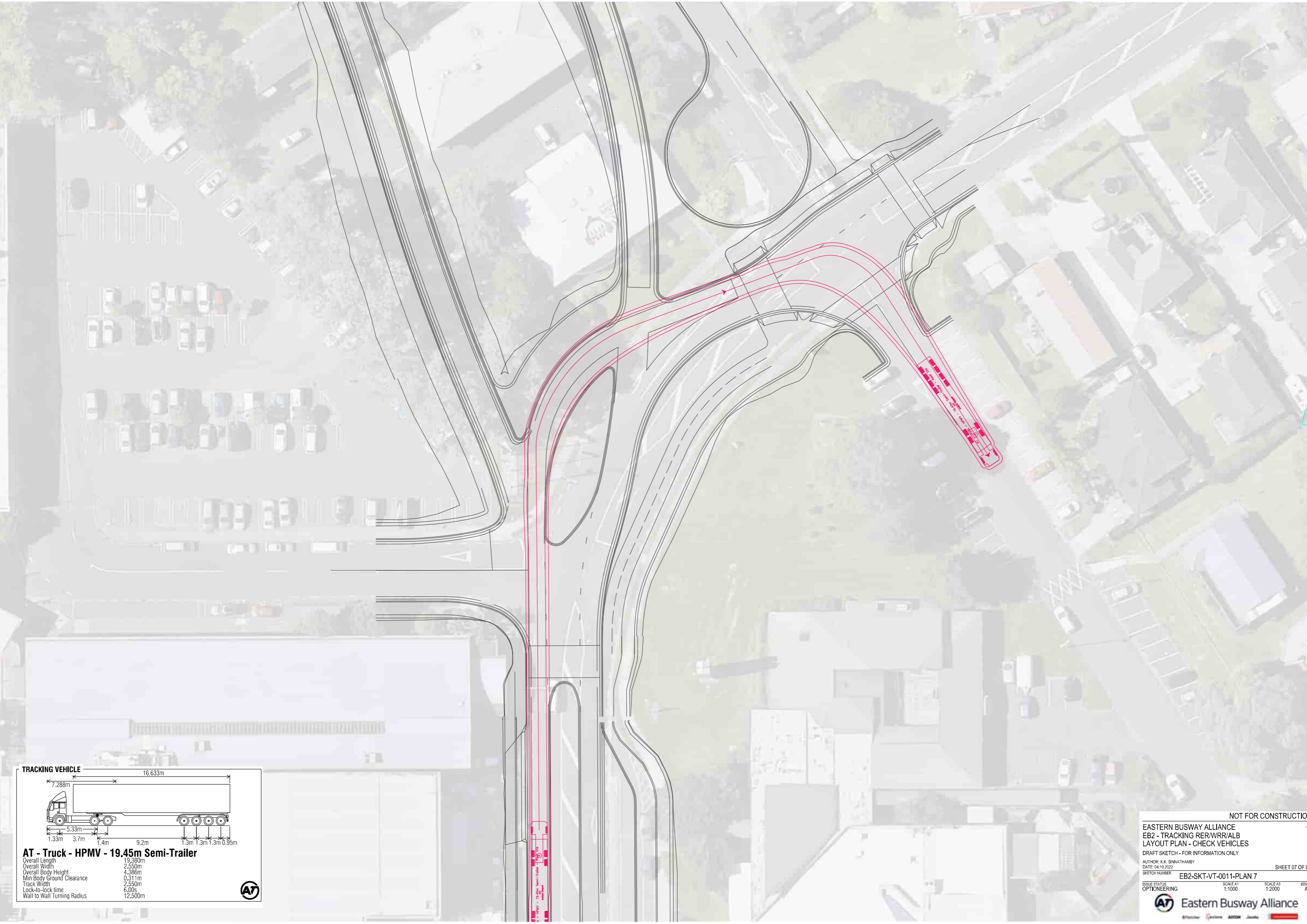
NOT FOR CONSTRUCTION A1

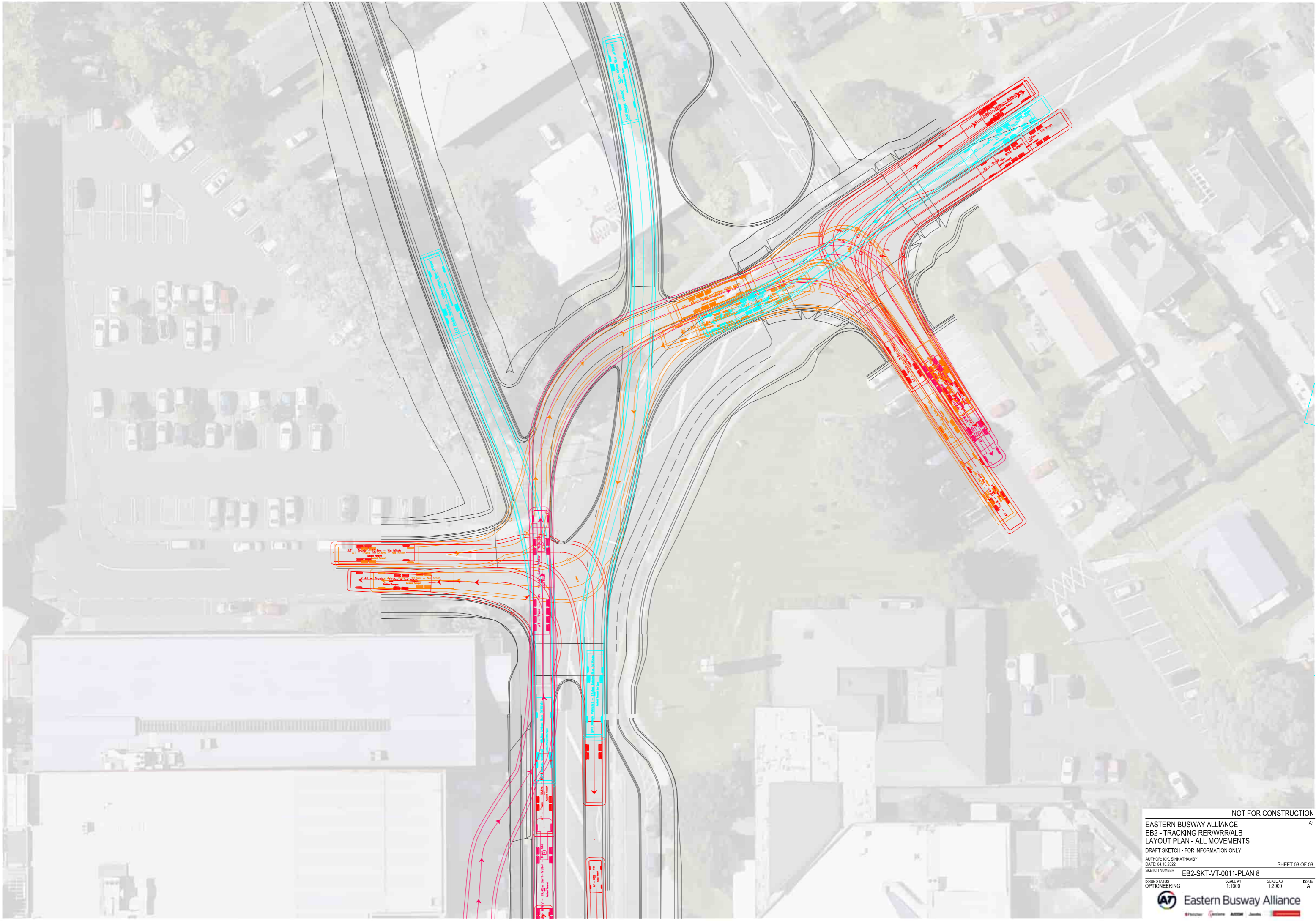
EASTERN BUSWAY ALLIANCE
 EB2 - TRACKING RER/WRR/ALB
 LAYOUT PLAN - CHECK VEHICLES
 DRAFT SKETCH - FOR INFORMATION ONLY

AUTHOR: K.K. SINNATHAMBY
 DATE: 04.10.2022
 SKETCH NUMBER: EB2-SKT-VT-0011-PLAN 6 SHEET 06 OF 08

ISSUE STATUS: OPTONEERING SCALE A1: 1:1000 SCALE A3: 1:2000 ISSUE: A







NOT FOR CONSTRUCTION

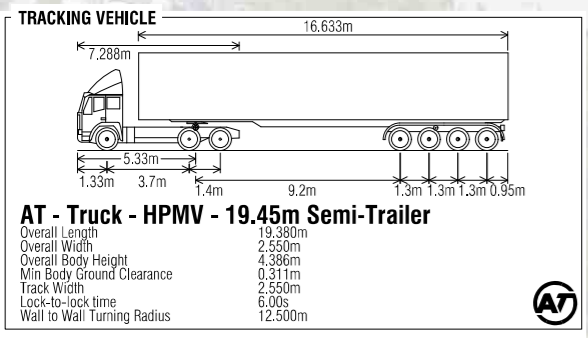
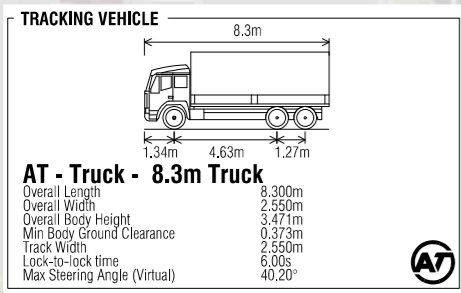
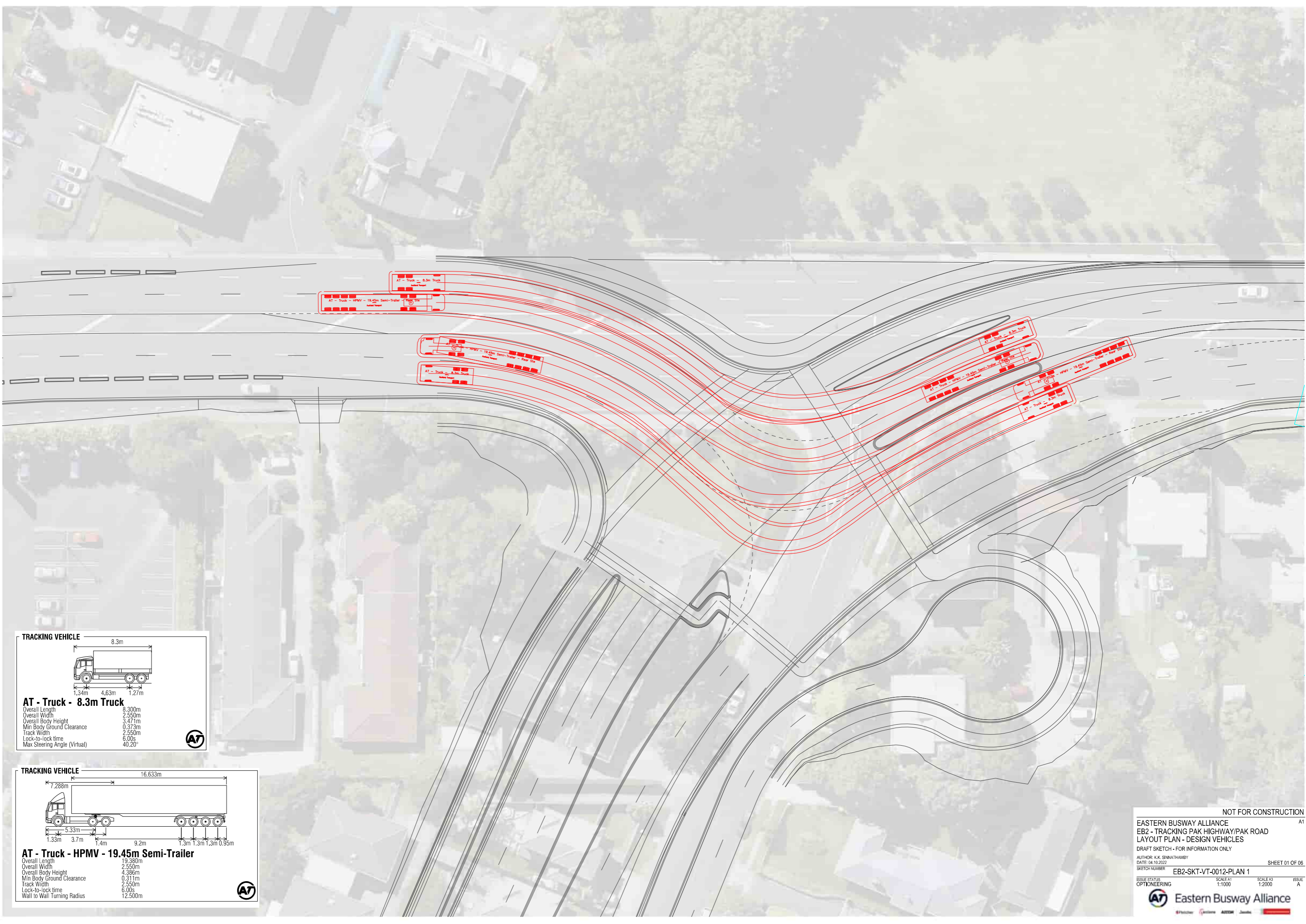
EASTERN BUSWAY ALLIANCE
EB2 - TRACKING RER/WRR/ALB
LAYOUT PLAN - ALL MOVEMENTS

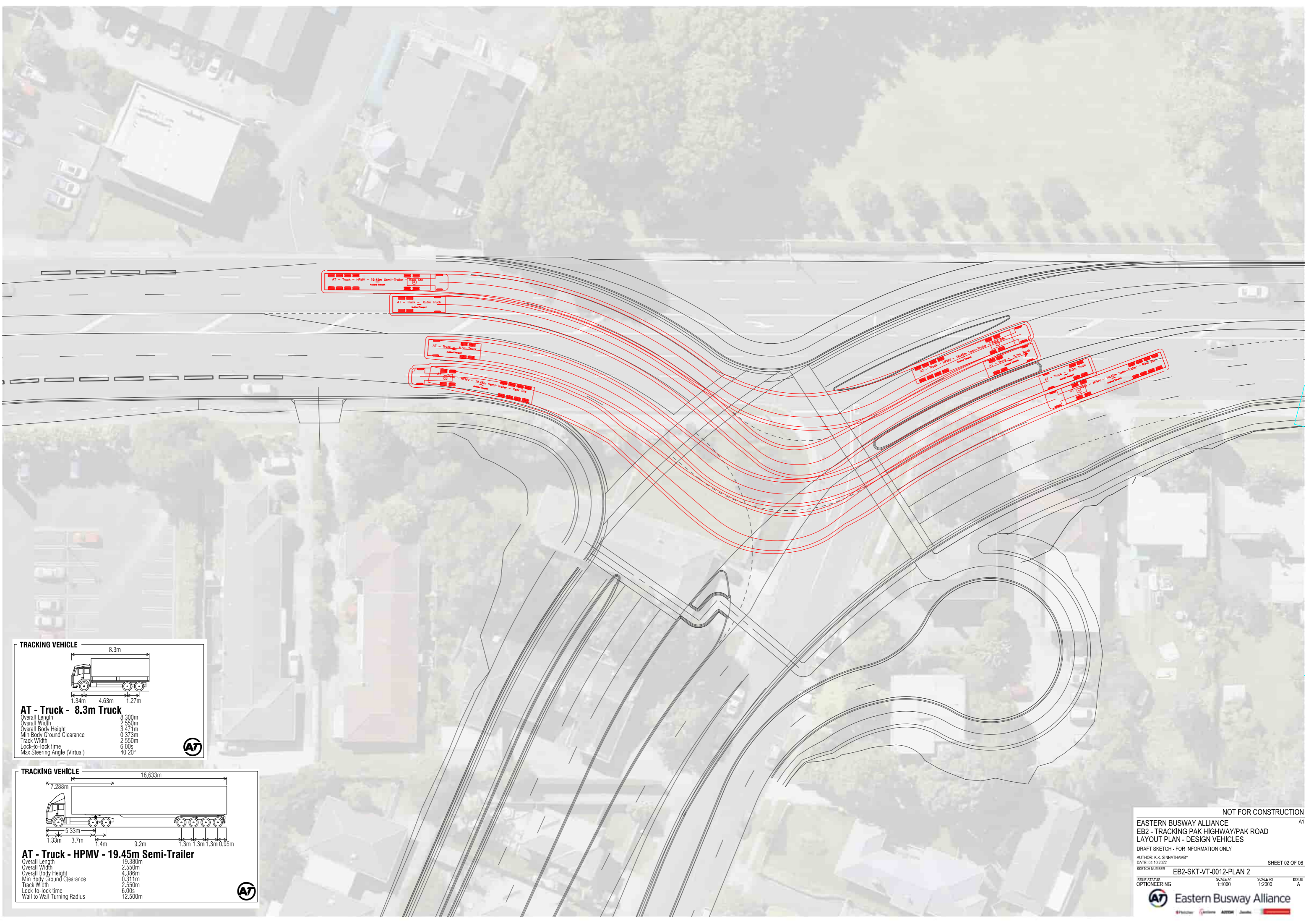
DRAFT SKETCH - FOR INFORMATION ONLY

AUTHOR: K.K. SINNATHAMBY
DATE: 04.10.2022
SKETCH NUMBER: EB2-SKT-VT-0011-PLAN 8

ISSUE STATUS: OPTONEERING
SCALE A1: 1:1000
SCALE A3: 1:2000
ISSUE: A







TRACKING VEHICLE

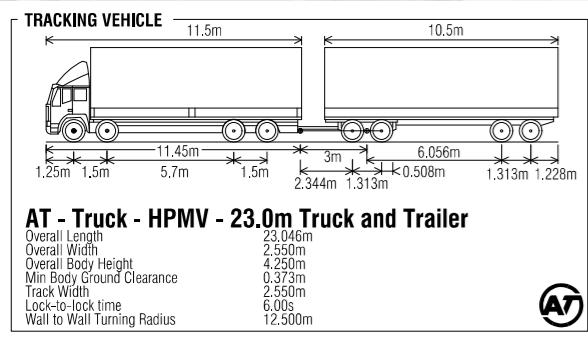
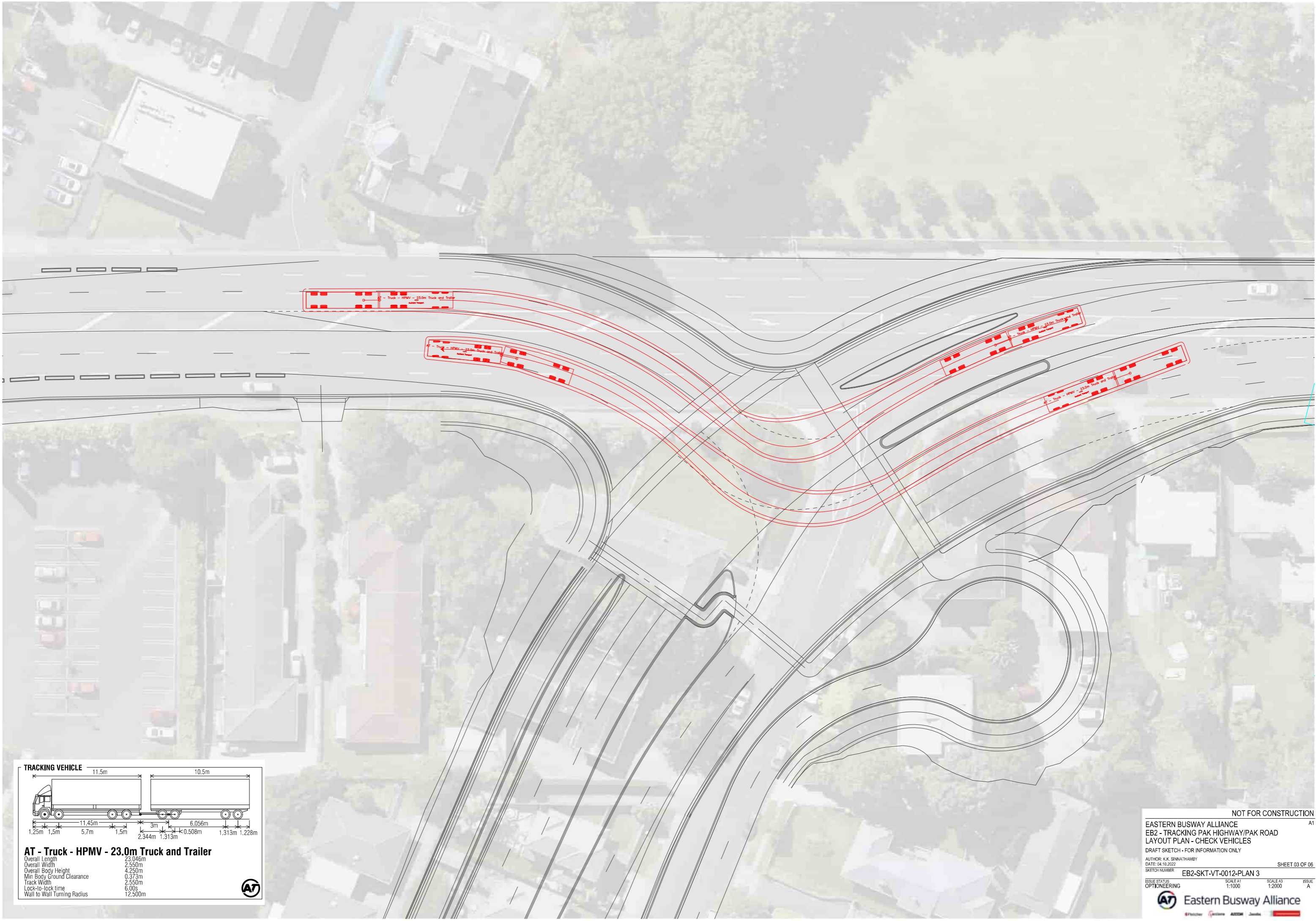
AT - Truck - 8.3m Truck

Overall Length	8.300m
Overall Width	2.550m
Overall Body Height	3.471m
Min Body Ground Clearance	0.373m
Track Width	2.550m
Lock-to-lock time	6.00s
Max Steering Angle (Virtual)	40.20°

TRACKING VEHICLE

AT - Truck - HPMV - 19.45m Semi-Trailer

Overall Length	19.380m
Overall Width	2.550m
Overall Body Height	4.386m
Min Body Ground Clearance	0.311m
Track Width	2.550m
Lock-to-lock time	6.00s
Wall to Wall Turning Radius	12.500m



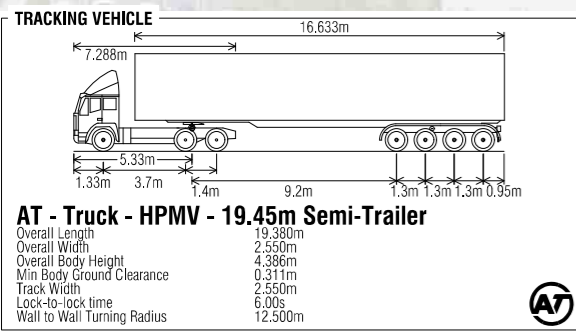
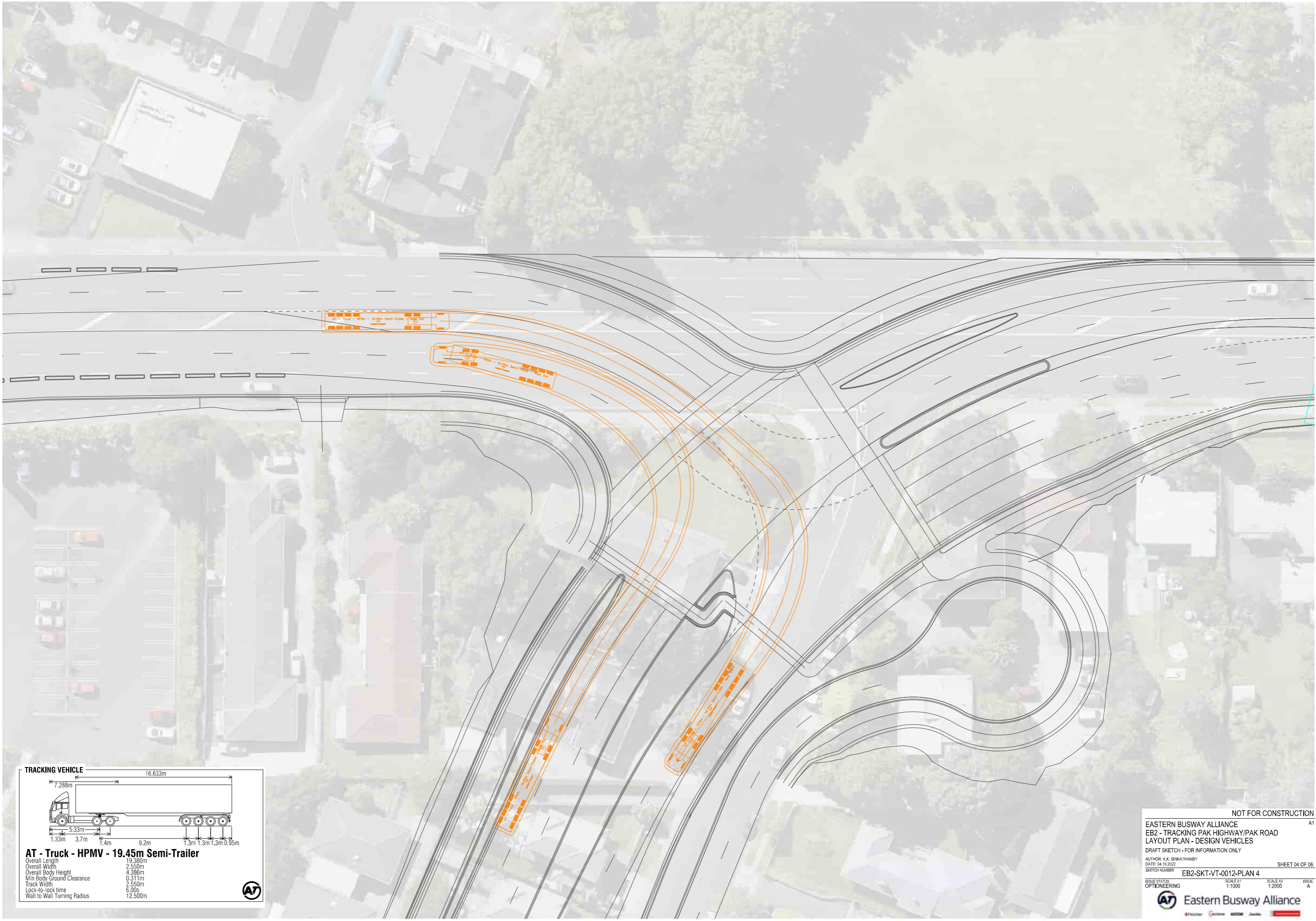
NOT FOR CONSTRUCTION A1

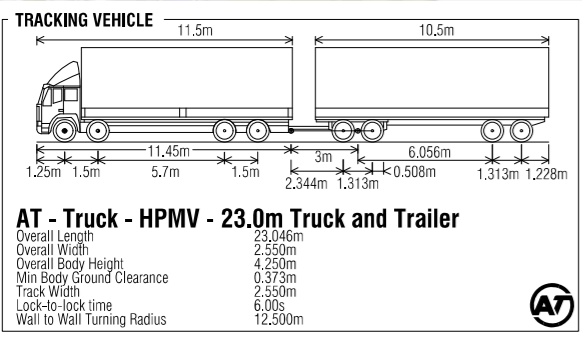
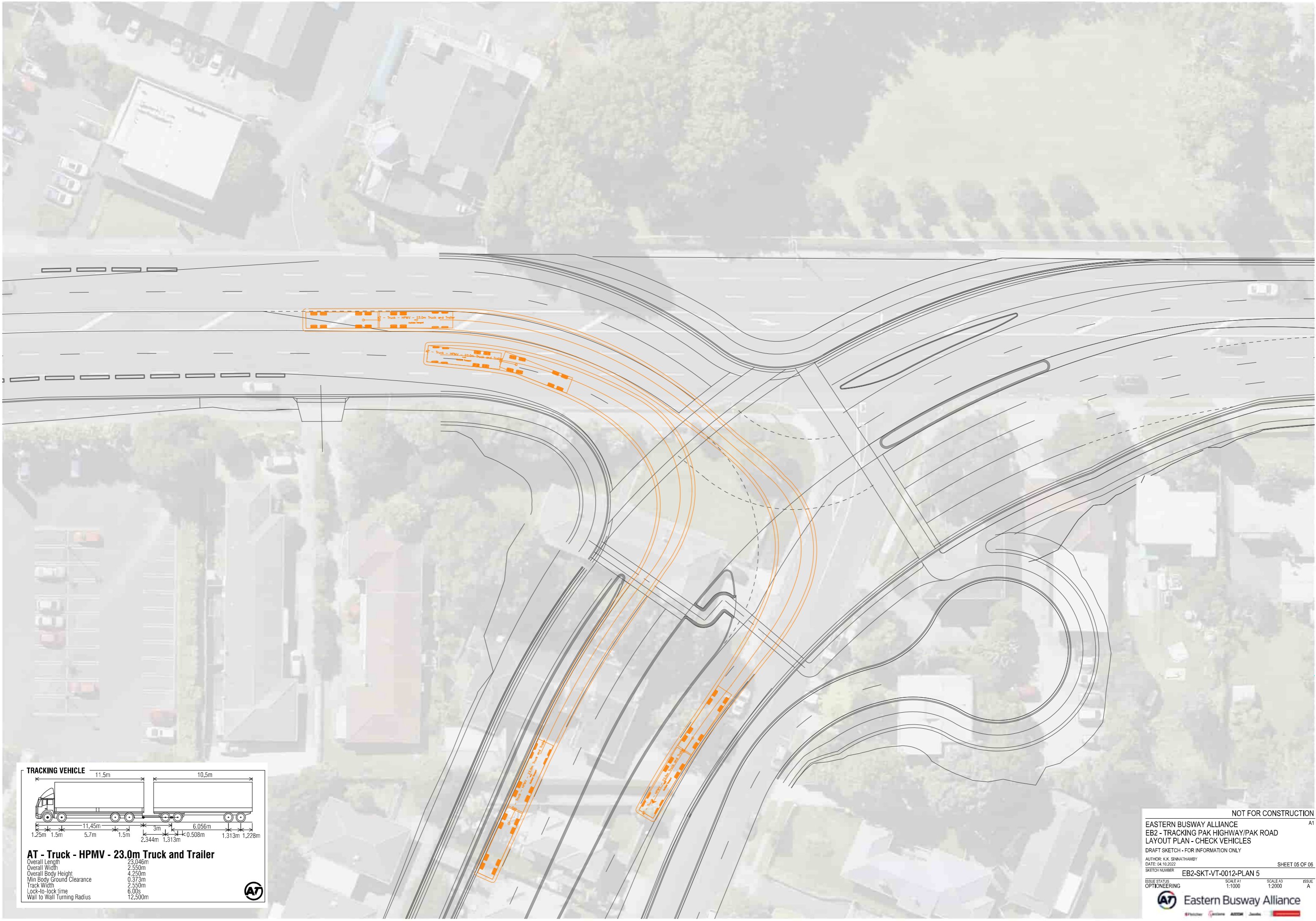
EASTERN BUSWAY ALLIANCE
EB2 - TRACKING PAK HIGHWAY/PAK ROAD
LAYOUT PLAN - CHECK VEHICLES
 DRAFT SKETCH - FOR INFORMATION ONLY

AUTHOR: K.K. SINNATHAMBY
 DATE: 04.10.2022
 SKETCH NUMBER: EB2-SKT-VT-0012-PLAN 3
 SHEET 03 OF 06

ISSUE STATUS: OPTONEERING
 SCALE A1: 1:1000
 SCALE A3: 1:2000
 ISSUE: A

Eastern Busway Alliance





NOT FOR CONSTRUCTION ^{A1}

EASTERN BUSWAY ALLIANCE
EB2 - TRACKING PAK HIGHWAY/PAK ROAD
LAYOUT PLAN - CHECK VEHICLES

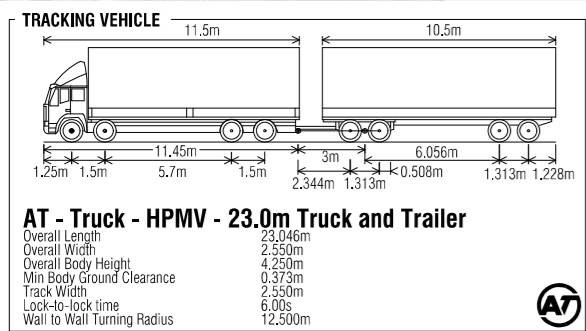
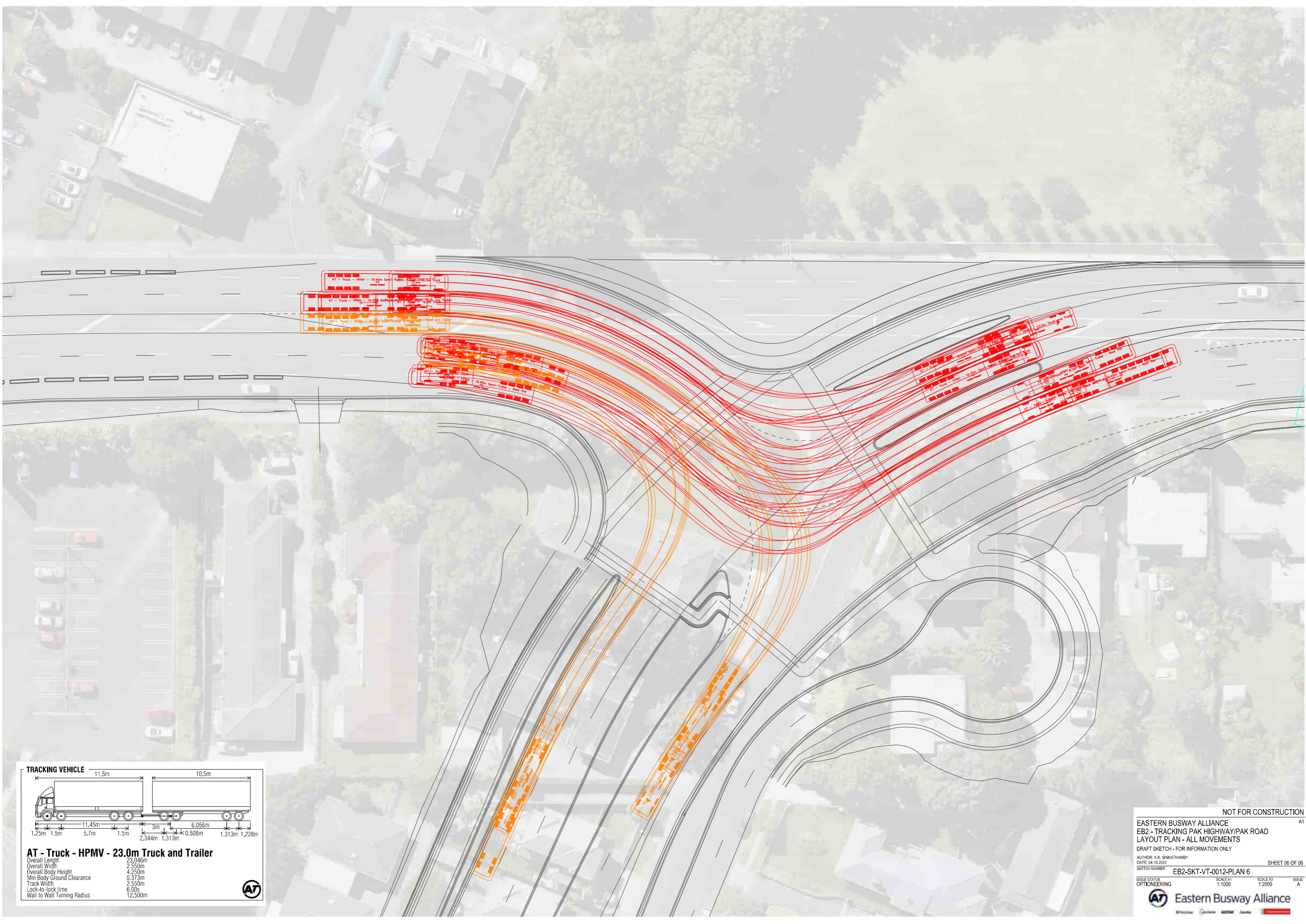
DRAFT SKETCH - FOR INFORMATION ONLY

AUTHOR: K.K. SINNATHAMBY
 DATE: 04.10.2022
 SKETCH NUMBER: EB2-SKT-VT-0012-PLAN 5

ISSUE STATUS: OPTONEERING

SCALE A1 1:1000	SCALE A3 1:2000	ISSUE A
--------------------	--------------------	------------

Eastern Busway Alliance



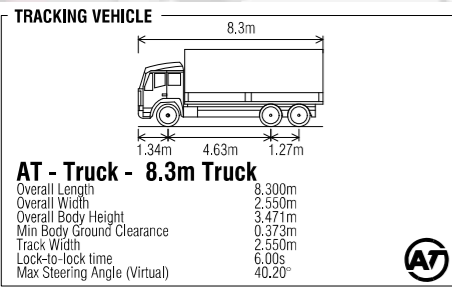
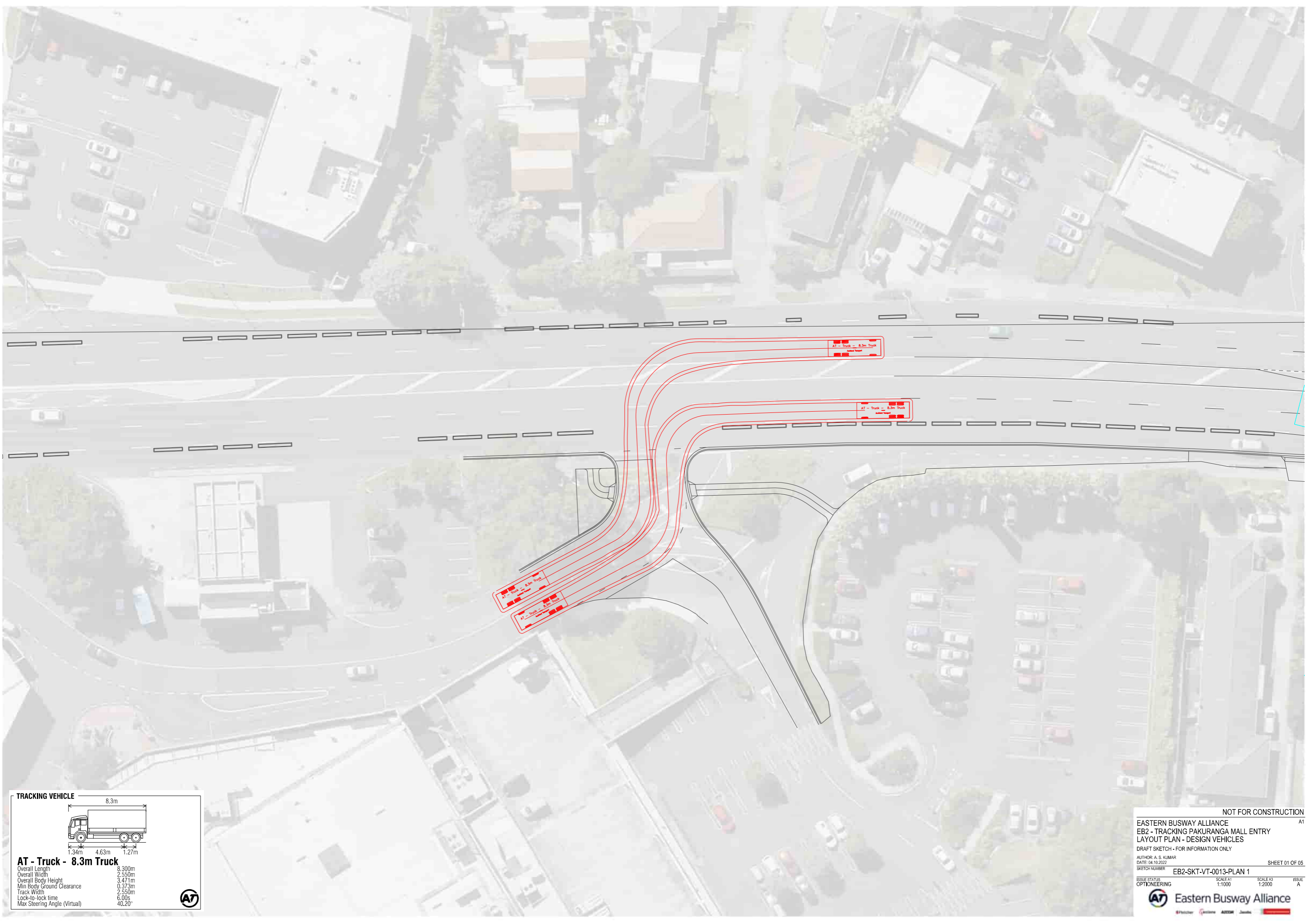
NOT FOR CONSTRUCTION ^{A1}

EASTERN BUSWAY ALLIANCE
EB2 - TRACKING PAK HIGHWAY/PAK ROAD
LAYOUT PLAN - ALL MOVEMENTS
 DRAFT SKETCH - FOR INFORMATION ONLY

AUTHOR: K.K. SINNATHAMBY
 DATE: 04.10.2022
 SKETCH NUMBER: EB2-SKT-VT-0012-PLAN 6
 ISSUE STATUS: OPTONEERING

SHEET 06 OF 06
 SCALE A1: 1:1000
 SCALE A3: 1:2000
 ISSUE: A

Eastern Busway Alliance



NOT FOR CONSTRUCTION ^{A1}

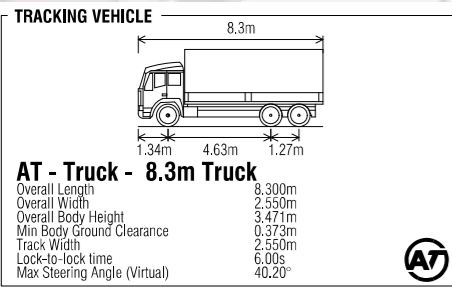
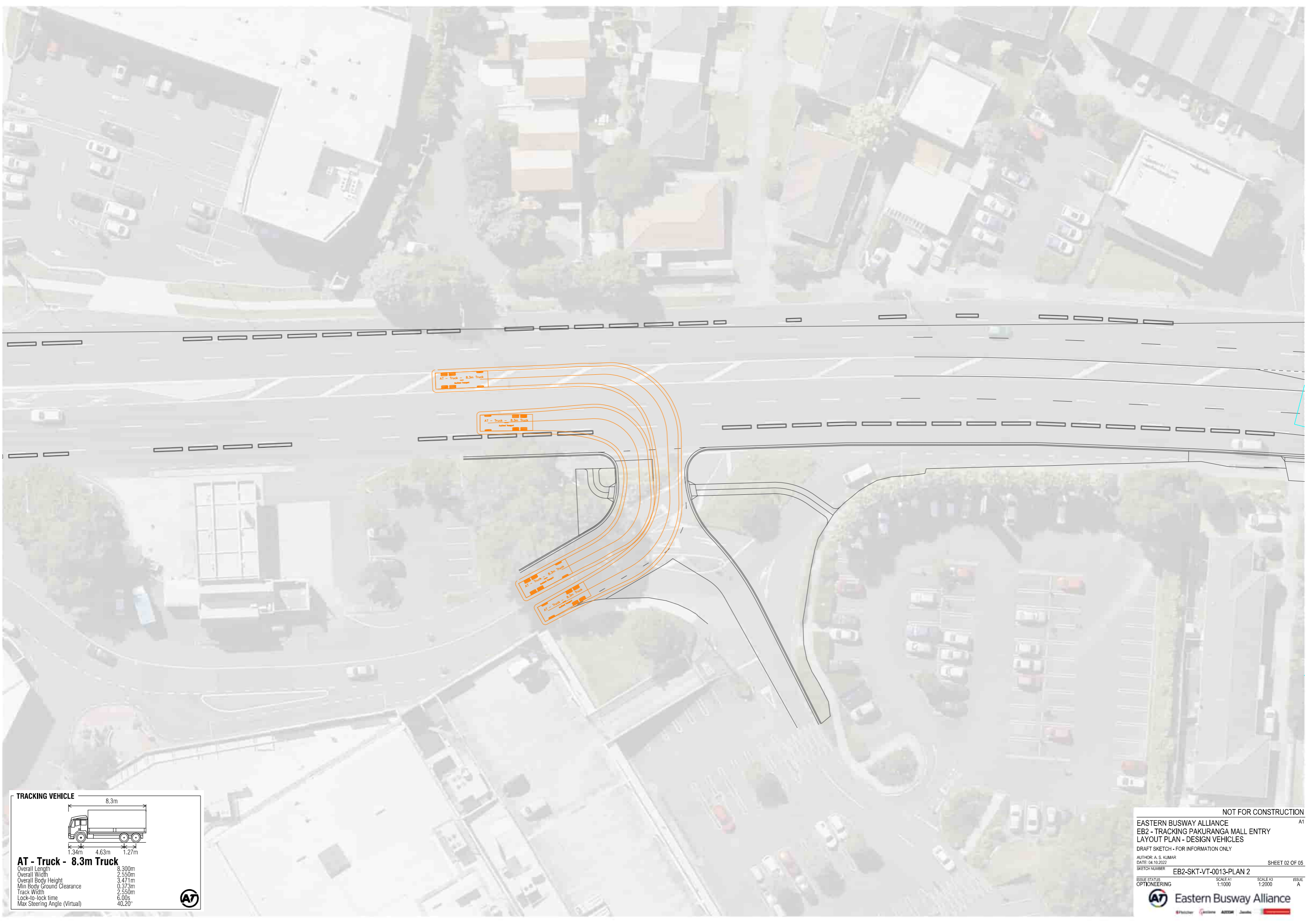
EASTERN BUSWAY ALLIANCE
EB2 - TRACKING PAKURANGA MALL ENTRY
LAYOUT PLAN - DESIGN VEHICLES
 DRAFT SKETCH - FOR INFORMATION ONLY

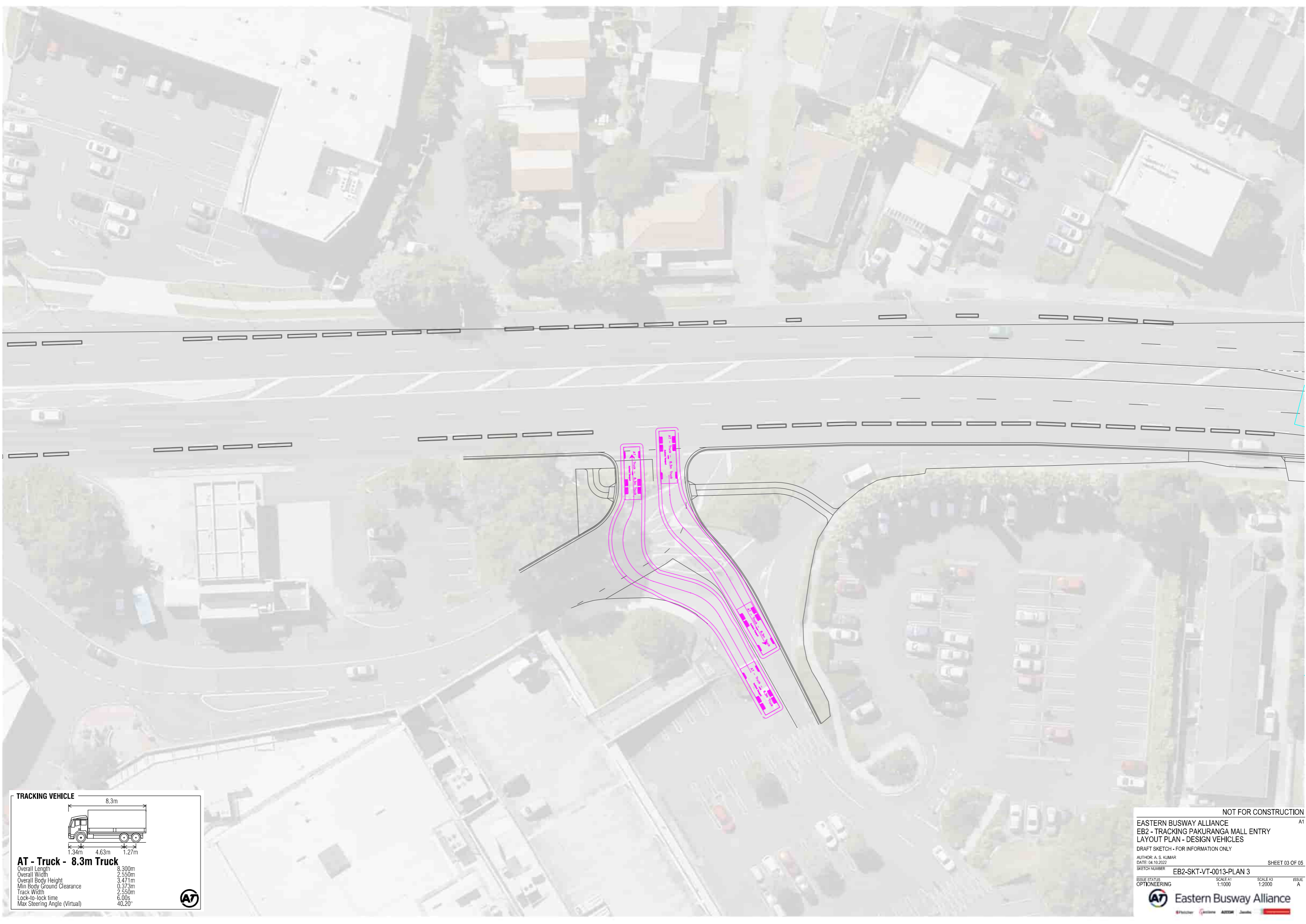
AUTHOR: A. S. KUMAR
 DATE: 04.10.2022
 SHEET 01 OF 05

SKETCH NUMBER: **EB2-SKT-VT-0013-PLAN 1**

ISSUE STATUS: **OPTONEERING** SCALE A1: 1:1000 SCALE A3: 1:2000 ISSUE A

Eastern Busway Alliance





TRACKING VEHICLE

AT - Truck - 8.3m Truck

Overall Length	8.300m
Overall Width	2.550m
Overall Body Height	3.471m
Min Body Ground Clearance	0.373m
Track Width	2.550m
Lock-to-lock time	6.00s
Max Steering Angle (Virtual)	40.20°

NOT FOR CONSTRUCTION ^{A1}

EASTERN BUSWAY ALLIANCE
EB2 - TRACKING PAKURANGA MALL ENTRY
LAYOUT PLAN - DESIGN VEHICLES
 DRAFT SKETCH - FOR INFORMATION ONLY

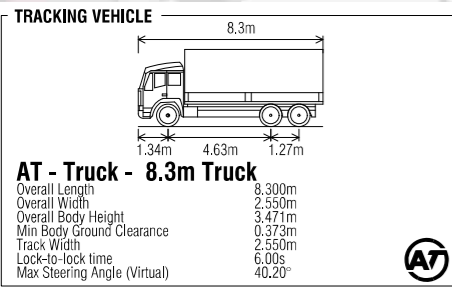
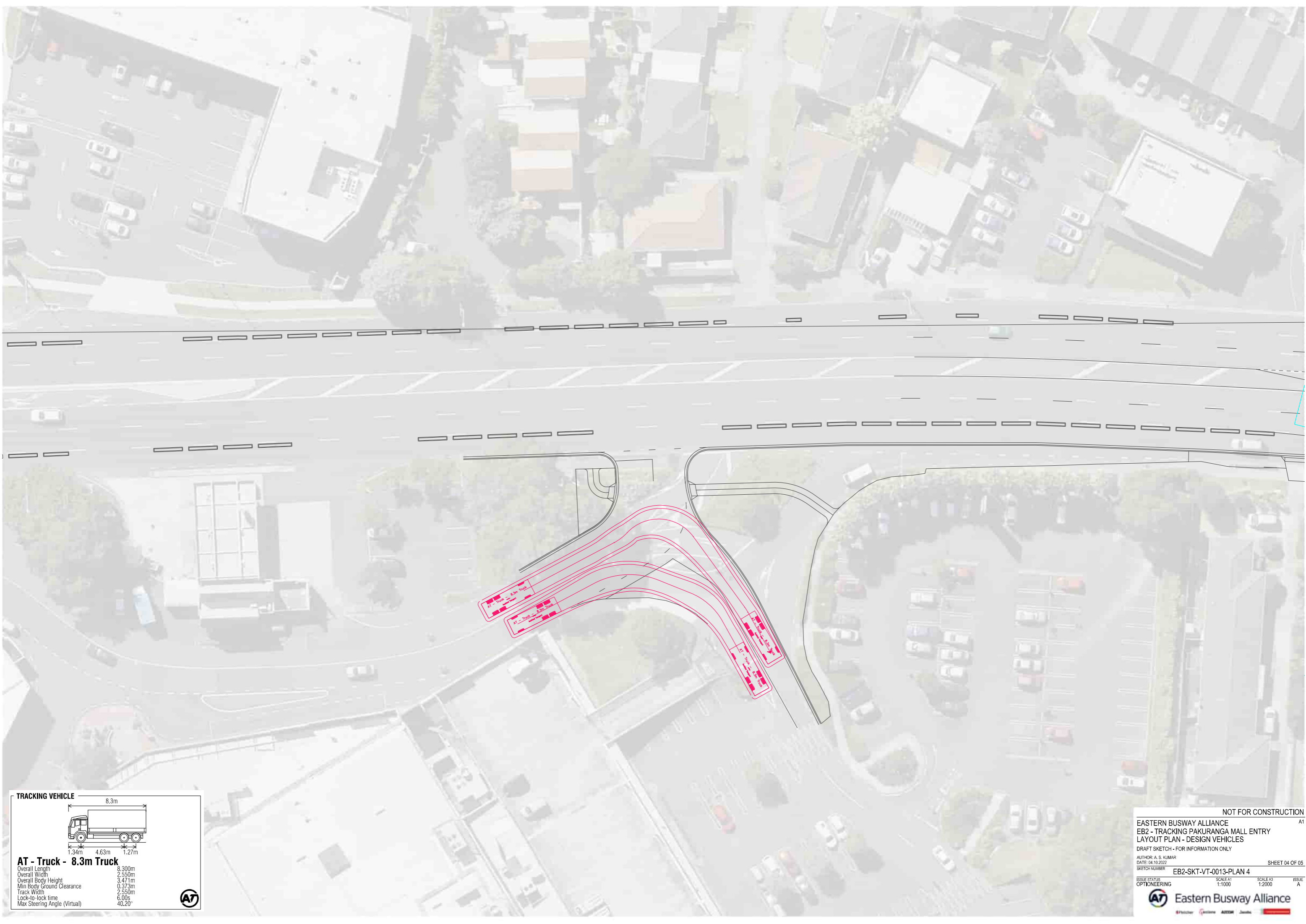
AUTHOR: A. S. KUMAR
 DATE: 04.10.2022
 SHEET 03 OF 05

SKETCH NUMBER: **EB2-SKT-VT-0013-PLAN 3**

ISSUE STATUS: **OPTONEERING**

SCALE A1: 1:1000 SCALE A3: 1:2000 ISSUE A

Partner Partner Partner Partner



NOT FOR CONSTRUCTION ^{A1}

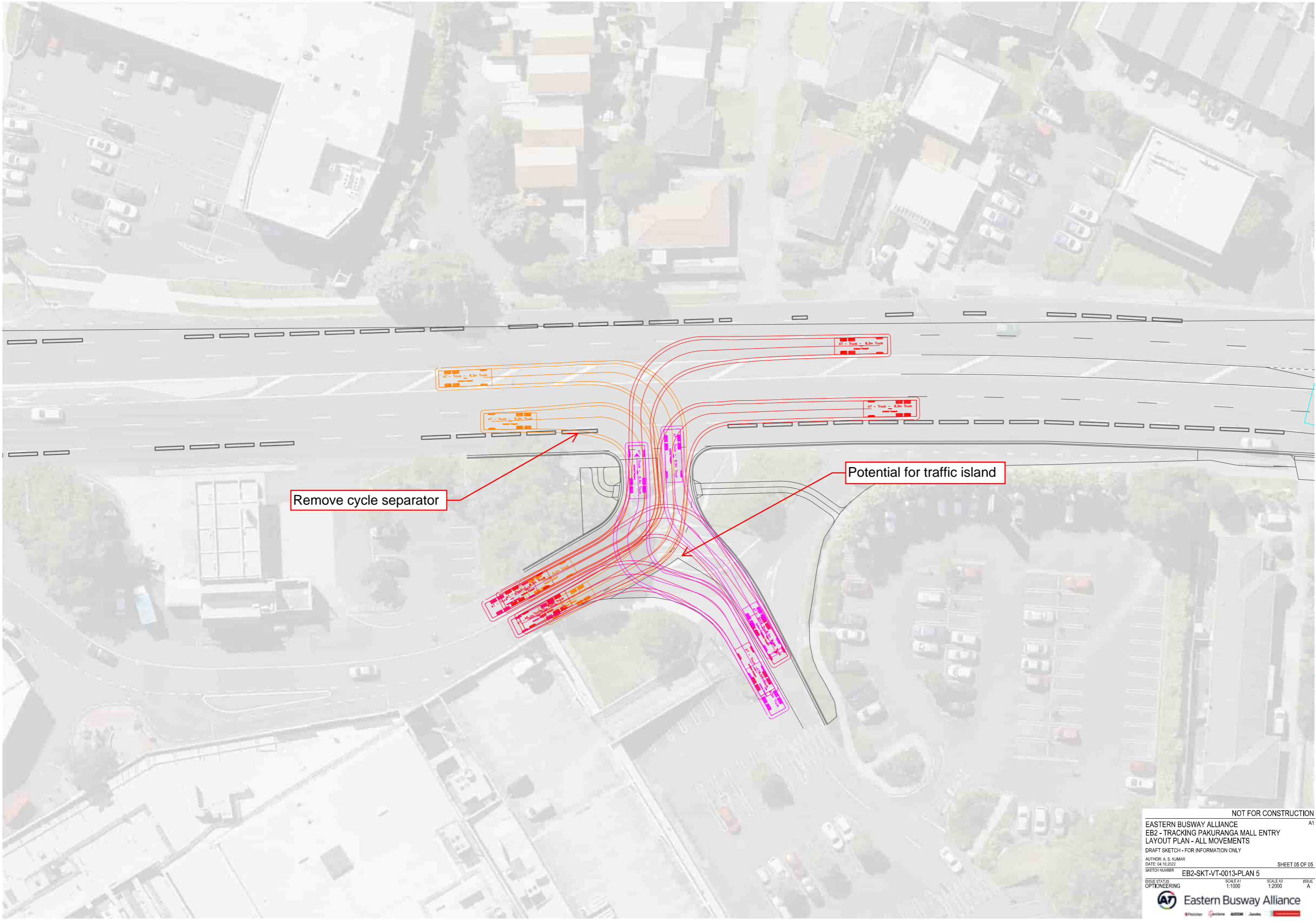
EASTERN BUSWAY ALLIANCE
EB2 - TRACKING PAKURANGA MALL ENTRY
LAYOUT PLAN - DESIGN VEHICLES
 DRAFT SKETCH - FOR INFORMATION ONLY

AUTHOR: A. S. KUMAR
 DATE: 04.10.2022
 SHEET 04 OF 05

SKETCH NUMBER: **EB2-SKT-VT-0013-PLAN 4**

ISSUE STATUS: **OPTONEERING** SCALE A1: 1:1000 SCALE A3: 1:2000 ISSUE A

Eastern Busway Alliance



Remove cycle separator

Potential for traffic island

AT - Truck - 8.3m Truck

AT - Truck - 8.3m Truck

AT - Truck - 8.3m Truck

AT - Truck - 8.3m Truck

AT - Truck - 8.3m Truck

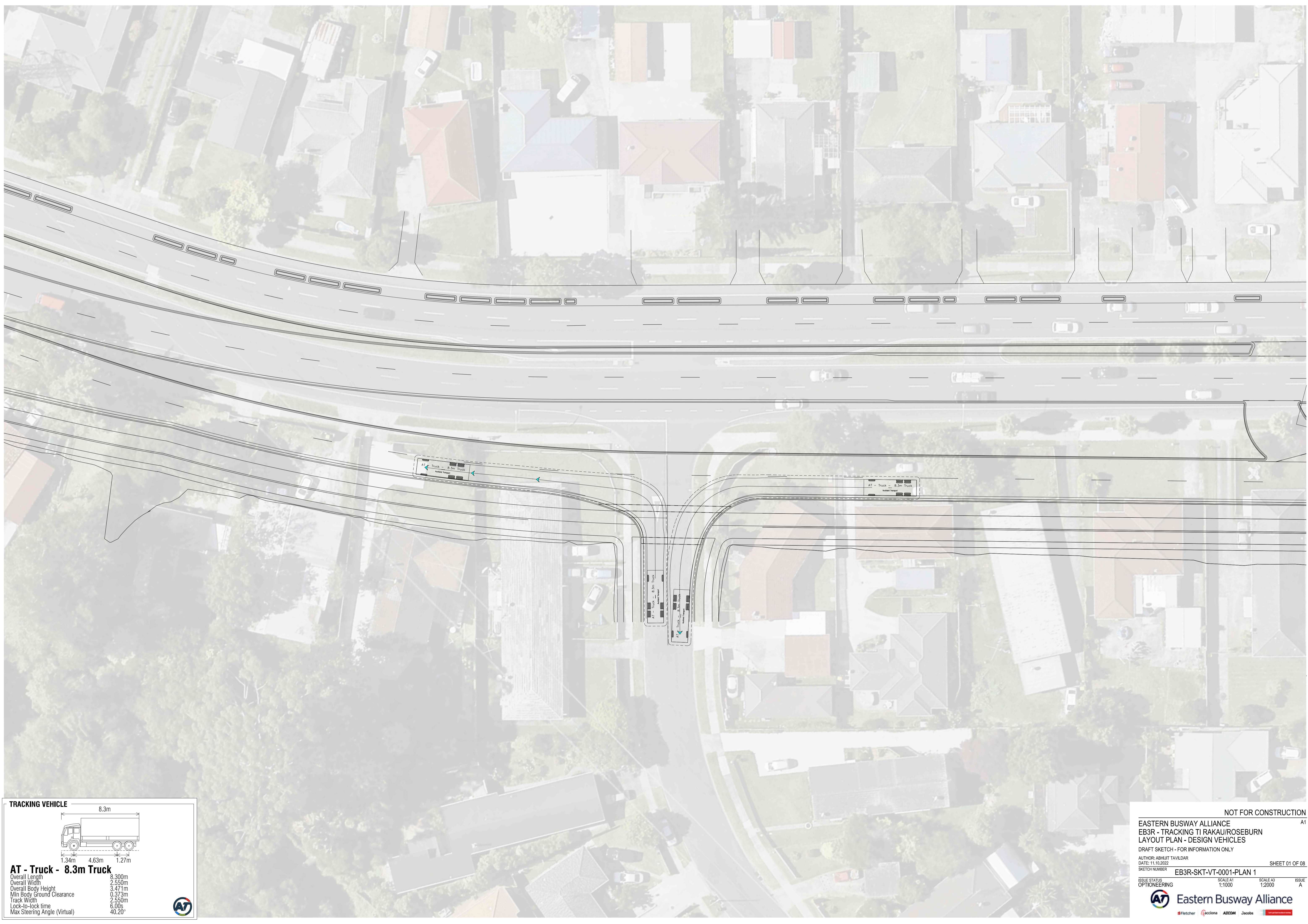
AT - Truck - 8.3m Truck

AT - Truck - 8.3m Truck

Appendix 3. Visibility Assessments

The following visibility assessments are provided:

- SSD – Graphs for each lane of each carriageway for Ti Rakau Drive and Pakuranga Highway
- SISD – Plans showing critical visibility triangle(s) for each intersection
- ASD – Summary of ASD provided on minor approach to priority and signal controlled intersections where there a horizontal/vertical curves or speed tables on the approaches



TRACKING VEHICLE

AT - Truck - 8.3m Truck

Overall Length	8.300m
Overall Width	2.550m
Overall Body Height	3.471m
Min Body Ground Clearance	0.373m
Track Width	2.550m
Lock-to-lock time	6.00s
Max Steering Angle (Virtual)	40.20°

NOT FOR CONSTRUCTION ^{A1}

EASTERN BUSWAY ALLIANCE
EB3R - TRACKING TI RAKAU/ROSEBURN
LAYOUT PLAN - DESIGN VEHICLES

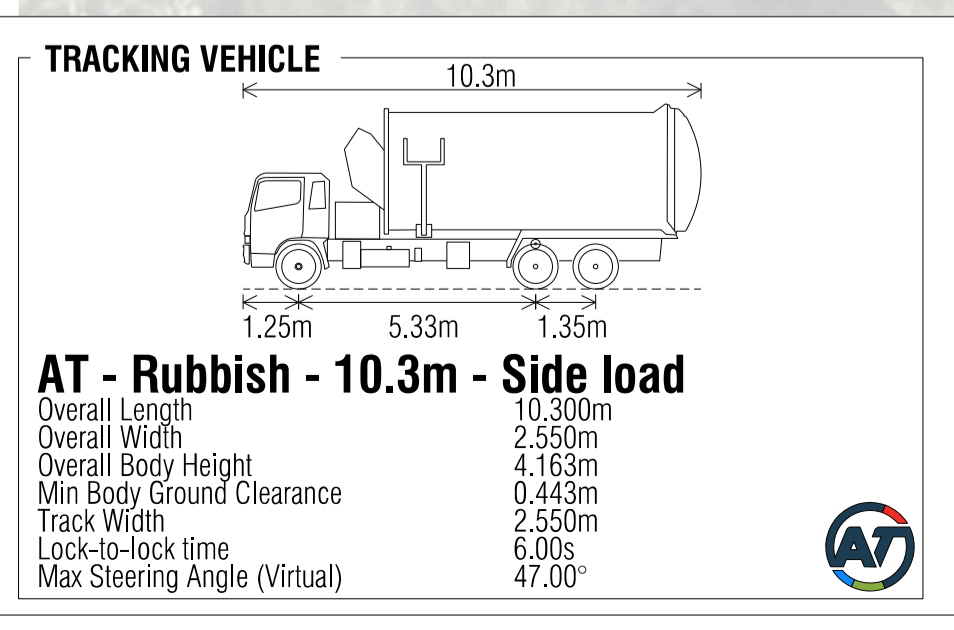
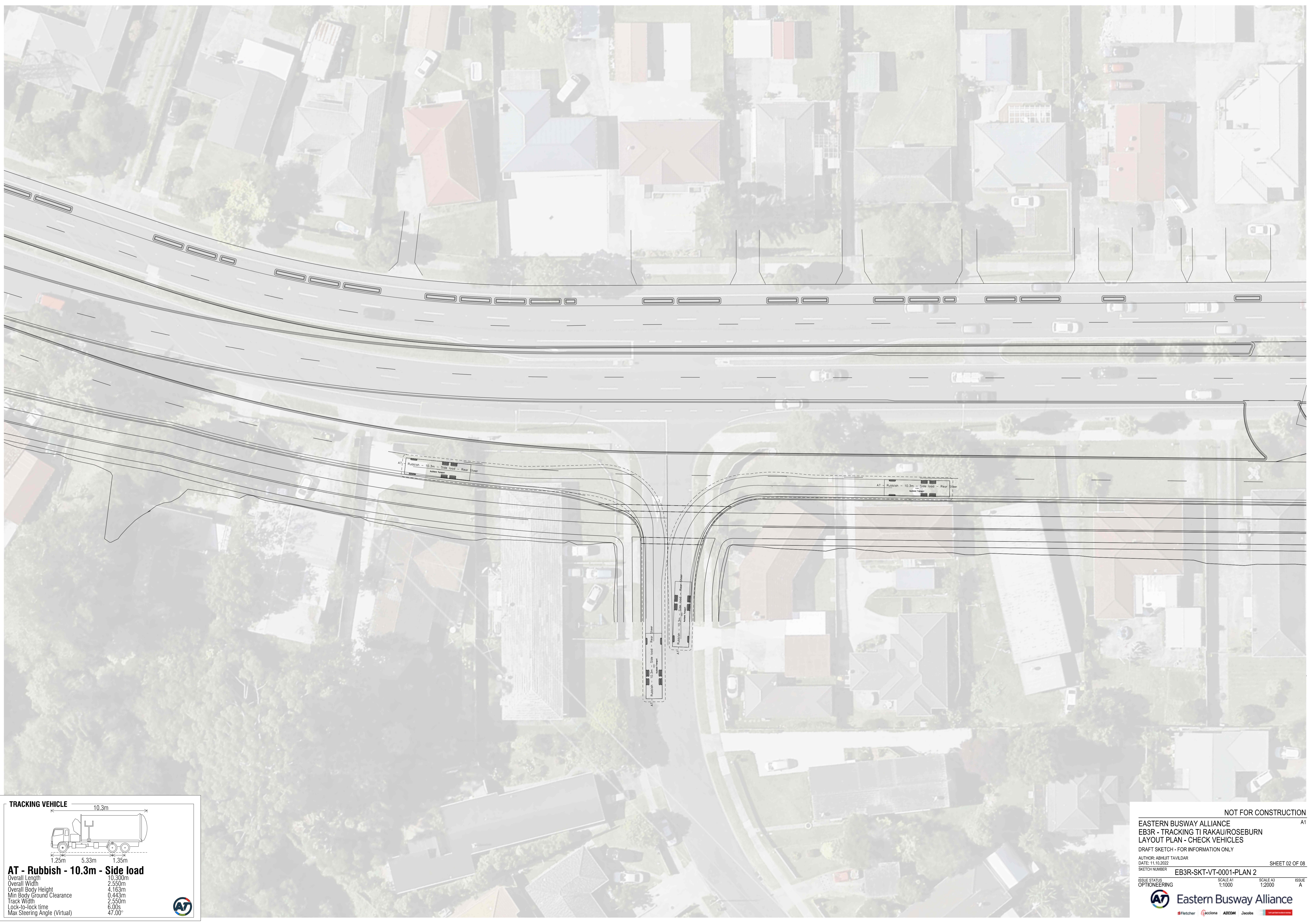
DRAFT SKETCH - FOR INFORMATION ONLY

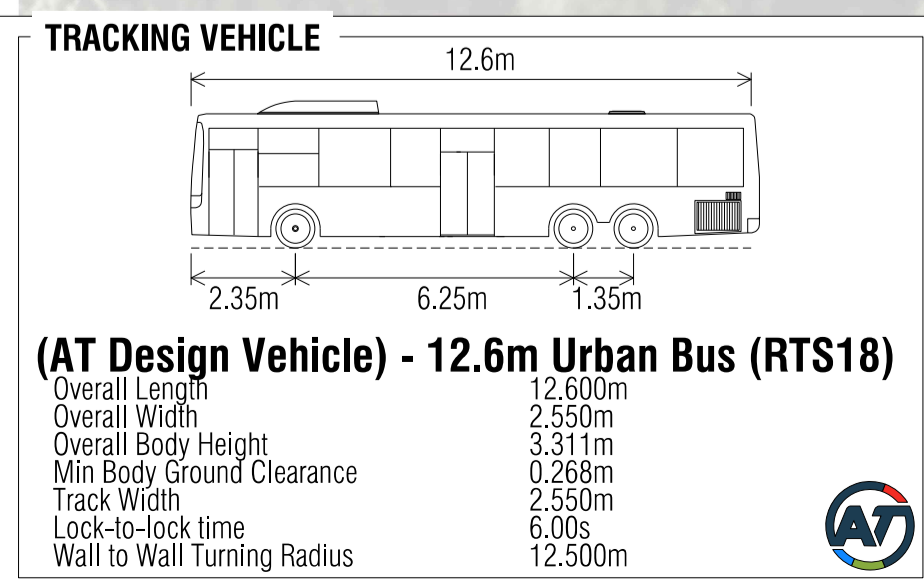
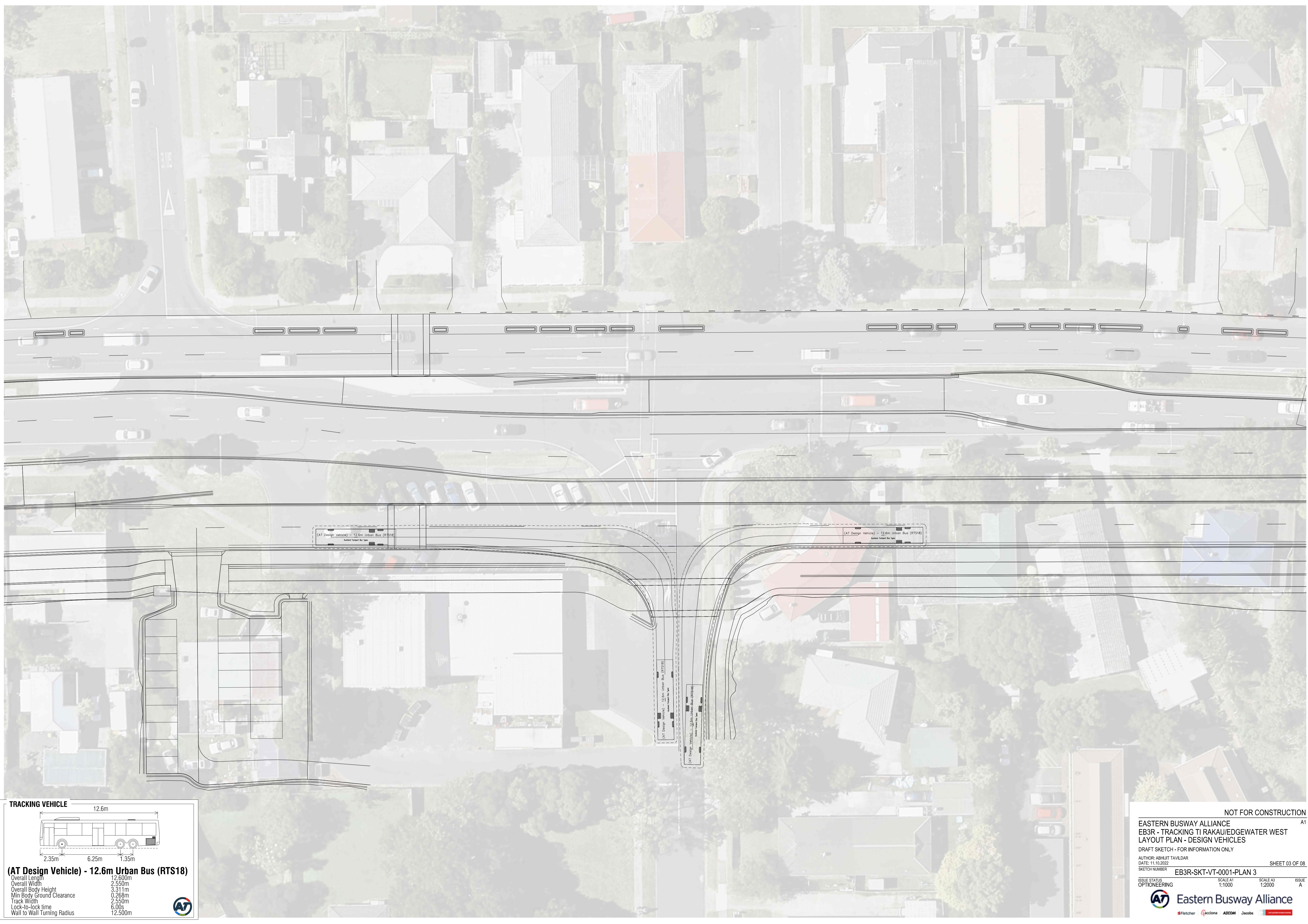
AUTHOR: ABHIJIT TAVILDAR
 DATE: 11.10.2022
 SHEET 01 OF 08

SKETCH NUMBER: **EB3R-SKT-VT-0001-PLAN 1**

ISSUE STATUS	SCALE A1	SCALE A3	ISSUE
OPTIONEERING	1:1000	1:2000	A

Eastern Busway Alliance





NOT FOR CONSTRUCTION ^{A1}

EASTERN BUSWAY ALLIANCE
EB3R - TRACKING TI RAKAU/EDGEWATER WEST
LAYOUT PLAN - DESIGN VEHICLES

DRAFT SKETCH - FOR INFORMATION ONLY

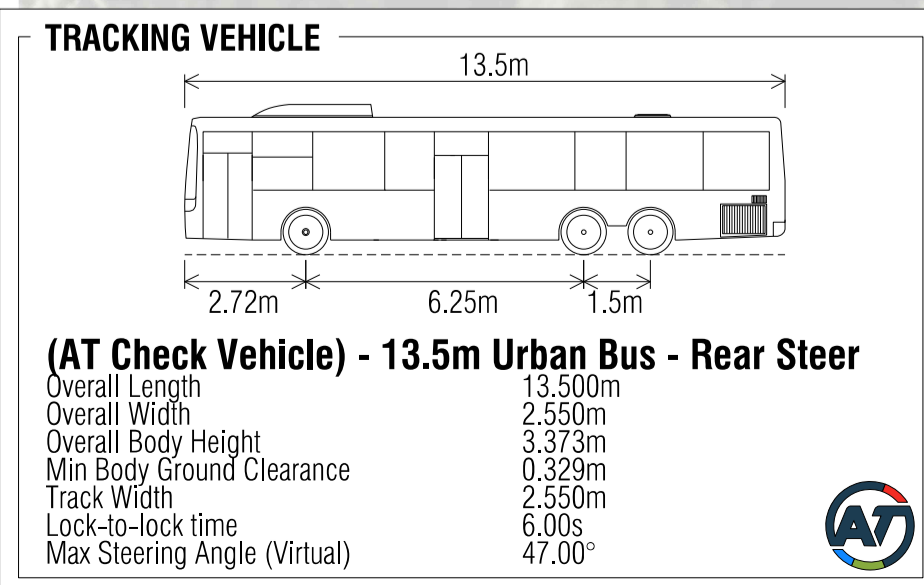
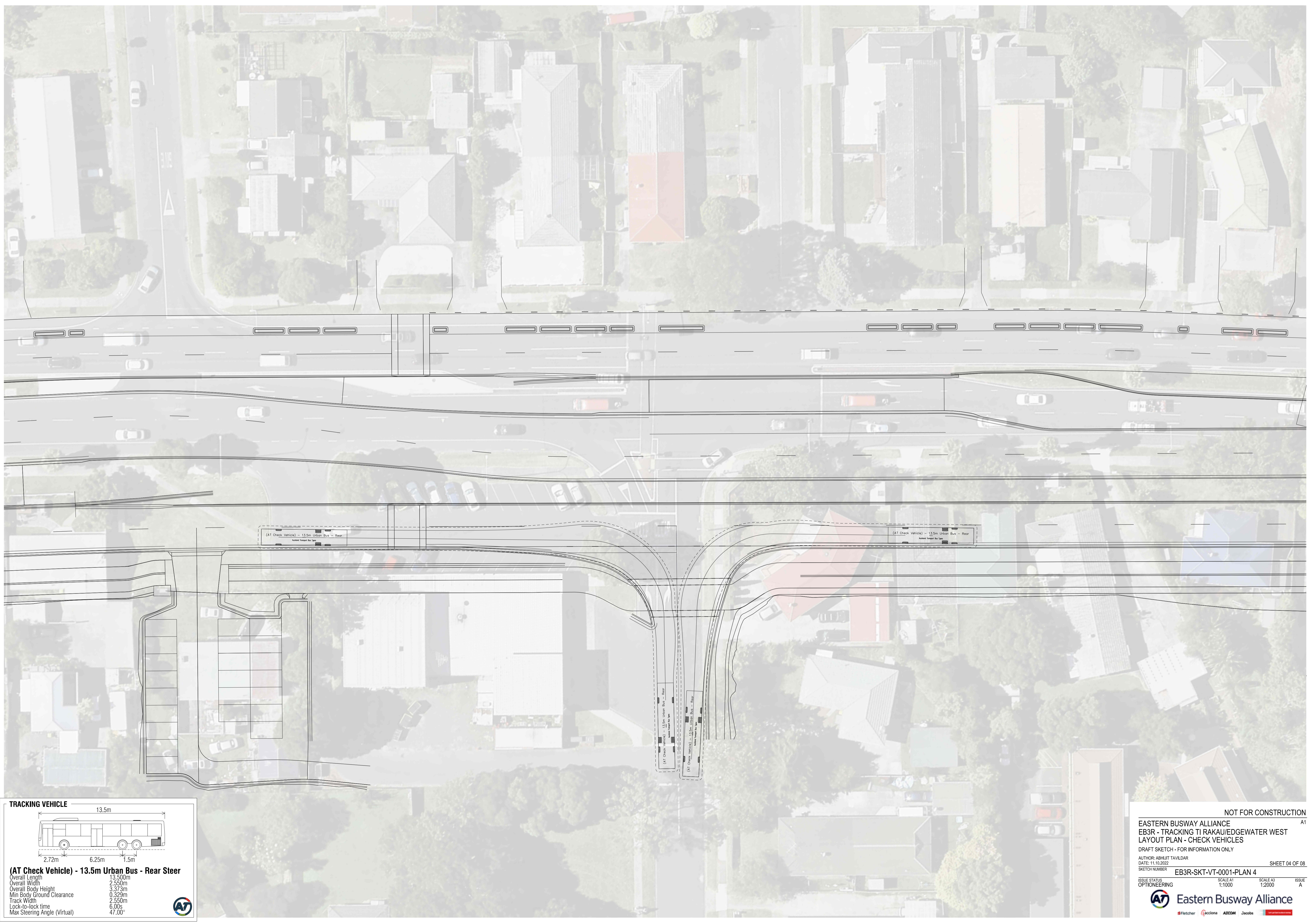
AUTHOR: ABHIJIT TAVILDAR
 DATE: 11.10.2022
 SHEET 03 OF 08

SKETCH NUMBER: **EB3R-SKT-VT-0001-PLAN 3**

ISSUE STATUS	SCALE A1	SCALE A3
OPTIONEERING	1:1000	1:2000
		ISSUE A

Eastern Busway Alliance

Partech | Acciona | ABCOM | Jacobs



NOT FOR CONSTRUCTION ^{A1}

EASTERN BUSWAY ALLIANCE
EB3R - TRACKING TI RAKAU/EDGEWATER WEST
LAYOUT PLAN - CHECK VEHICLES

DRAFT SKETCH - FOR INFORMATION ONLY

AUTHOR: ABHIJIT TAVILDAR
 DATE: 11.10.2022
 SKETCH NUMBER: EB3R-SKT-VT-0001-PLAN 4

ISSUE STATUS: OPTONEERING

SCALE A1	SCALE A3	SCALE A4
1:1000	1:2000	1:2000
		ISSUE A

Eastern Busway Alliance



TRACKING VEHICLE

AT - Truck - 8.3m Truck

Overall Length	8.300m
Overall Width	2.550m
Overall Body Height	3.471m
Min Body Ground Clearance	0.373m
Track Width	2.550m
Lock-to-lock time	6.00s
Max Steering Angle (Virtual)	40.20°

NOT FOR CONSTRUCTION ^{A1}

EASTERN BUSWAY ALLIANCE
EB3R - TRACKING TI RAKAU/WHEATLEY AVENUE
LAYOUT PLAN - DESIGN VEHICLES

DRAFT SKETCH - FOR INFORMATION ONLY

AUTHOR: ABHIJIT TAVILDAR
 DATE: 11.10.2022
 SKETCH NUMBER: EB3R-SKT-VT-0001-PLAN 5

SHEET 05 OF 08

ISSUE STATUS	SCALE A1	SCALE A3	ISSUE
OPTONEERING	1:1000	1:2000	A

Eastern Busway Alliance



TRACKING VEHICLE

AT - Rubbish - 10.3m - Side load

Overall Length	10.300m
Overall Width	2.550m
Overall Body Height	4.183m
Min Body Ground Clearance	0.443m
Track Width	2.550m
Lock-to-lock time	6.00s
Max Steering Angle (Virtual)	47.00°

NOT FOR CONSTRUCTION ^{A1}

EASTERN BUSWAY ALLIANCE
EB3R - TRACKING TI RAKAU/WHEATLEY AVENUE
LAYOUT PLAN - CHECK VEHICLES

DRAFT SKETCH - FOR INFORMATION ONLY

AUTHOR: ABHIJIT TAVILDAR
 DATE: 11.10.2022
 SHEET 06 OF 08

SKETCH NUMBER: **EB3R-SKT-VT-0001-PLAN 6**

ISSUE STATUS	SCALE A1	SCALE A3	ISSUE
OPTIONEERING	1:1000	1:2000	A

Eastern Busway Alliance

Partners: Fletcher, Geccon, ABCOM, Jacobs



TRACKING VEHICLE

AT - Truck - 8.3m Truck

Overall Length	8.300m
Overall Width	2.550m
Overall Body Height	3.471m
Min Body Ground Clearance	0.373m
Track Width	2.550m
Lock-to-lock time	6.00s
Max Steering Angle (Virtual)	40.20°

NOT FOR CONSTRUCTION A1

EASTERN BUSWAY ALLIANCE
EB3R - TRACKING TI RAKAU/EDGEWATER EAST
LAYOUT PLAN - DESIGN VEHICLES

DRAFT SKETCH - FOR INFORMATION ONLY

AUTHOR: ABHIJIT TAVILDAR SHEET 07 OF 08
 DATE: 11.10.2022
 SKETCH NUMBER: EB3R-SKT-VT-0001-PLAN 7

ISSUE STATUS	SCALE A1	SCALE A3	ISSUE
OPTONEERING	1:1000	1:2000	A

Eastern Busway Alliance

Partners: Fletcher, Hecobona, ABCOM, Jacobs



TRACKING VEHICLE

AT - Rubbish - 10.3m - Side load

Overall Length	10.300m
Overall Width	2.550m
Overall Body Height	4.183m
Min Body Ground Clearance	0.443m
Track Width	2.550m
Lock-to-lock time	6.00s
Max Steering Angle (Virtual)	47.00°

NOT FOR CONSTRUCTION A1

EASTERN BUSWAY ALLIANCE
EB3R - TRACKING TI RAKAU/EDGEWATER EAST
LAYOUT PLAN - CHECK VEHICLES

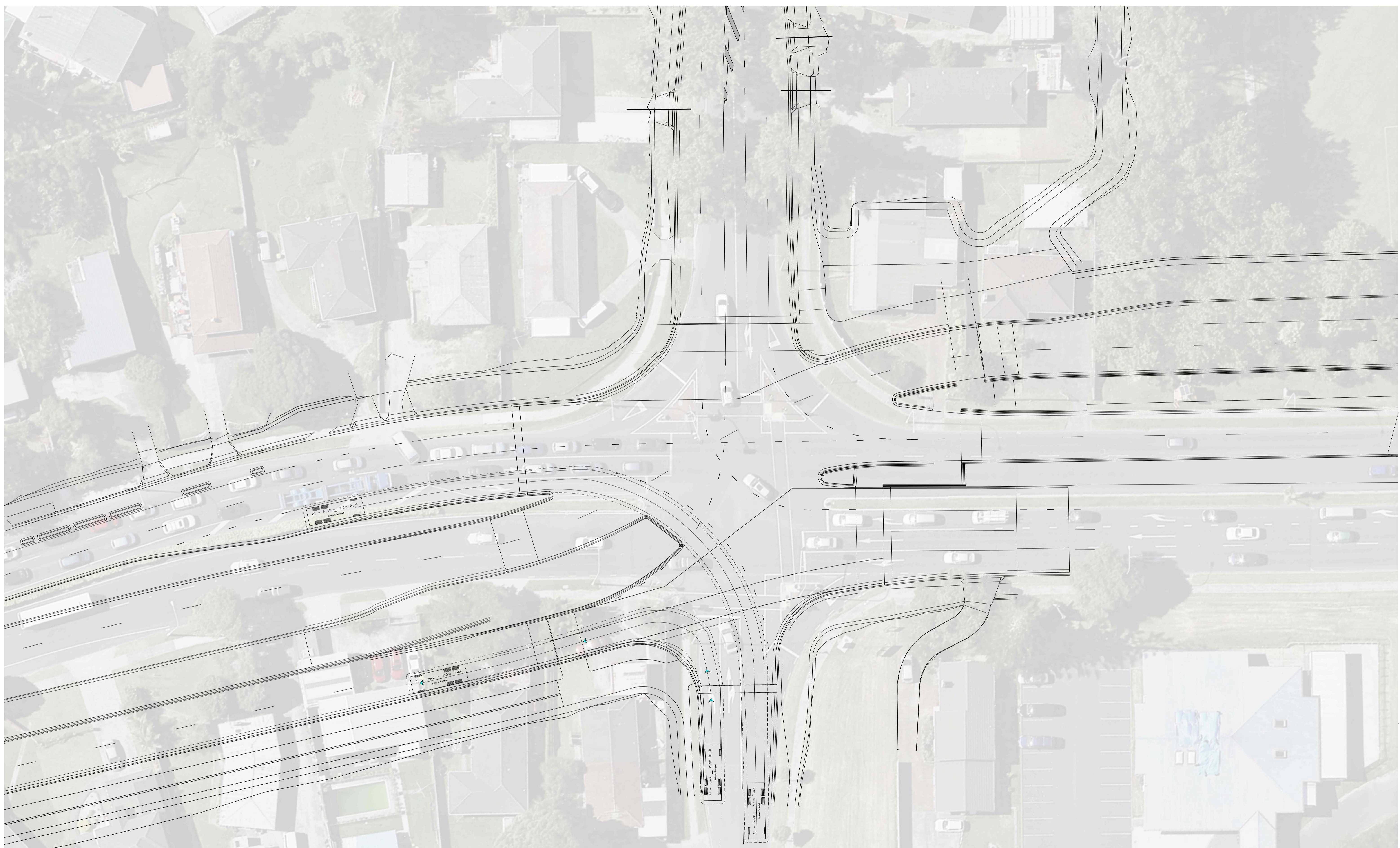
DRAFT SKETCH - FOR INFORMATION ONLY

AUTHOR: ABHIJIT TAVILDAR SHEET 08 OF 08
 DATE: 11.10.2022
 SKETCH NUMBER: EB3R-SKT-VT-0001-PLAN 8

ISSUE STATUS	SCALE A1	SCALE A3	ISSUE
OPTONEERING	1:1000	1:2000	A

Eastern Busway Alliance

Fletcher | Geccon | ABCOM | Jacobs



TRACKING VEHICLE

AT - Truck - 8.3m Truck

Overall Length	8.300m
Overall Width	2.550m
Overall Body Height	3.471m
Min Body Ground Clearance	0.373m
Track Width	2.550m
Lock-to-lock time	6.00s
Max Steering Angle (Virtual)	40.20°

NOT FOR CONSTRUCTION A1

EASTERN BUSWAY ALLIANCE
EB3R - TRACKING TI RAKAU/FREMANTLE
LAYOUT PLAN - DESIGN VEHICLES

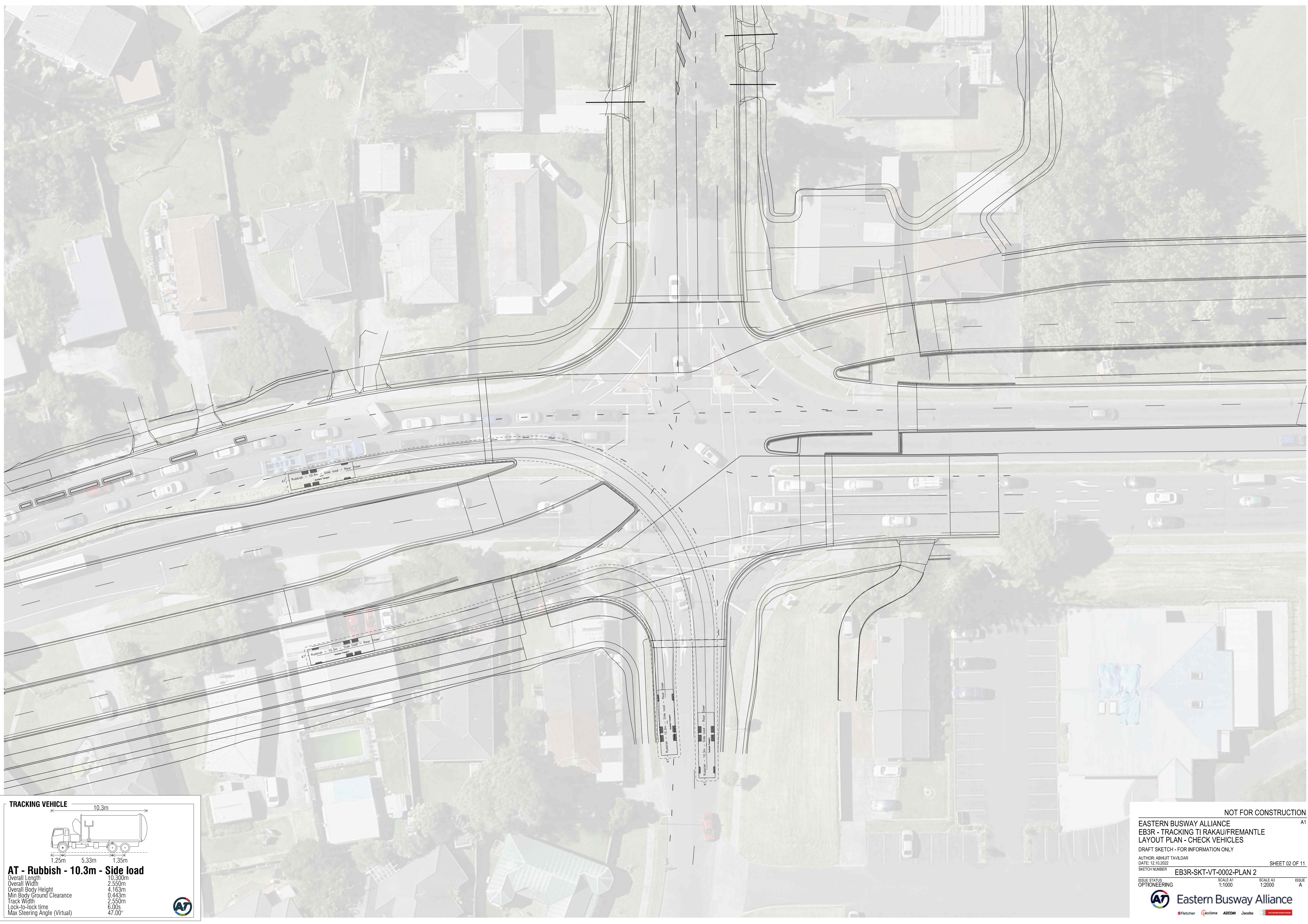
DRAFT SKETCH - FOR INFORMATION ONLY

AUTHOR: ABHIJIT TAVILDAR SHEET 01 OF 11
 DATE: 12.10.2022
 SKETCH NUMBER: EB3R-SKT-VT-0002-PLAN 1

ISSUE STATUS	SCALE A1	SCALE A3	ISSUE
OPTIONEERING	1:1000	1:2000	A

Eastern Busway Alliance

Fletcher | Gecoma | ABCOM | Jacobs



TRACKING VEHICLE

AT - Rubbish - 10.3m - Side load

Overall Length	10.300m
Overall Width	2.550m
Overall Body Height	4.183m
Min Body Ground Clearance	0.443m
Track Width	2.550m
Lock-to-lock time	6.00s
Max Steering Angle (Virtual)	47.00°

NOT FOR CONSTRUCTION A1

EASTERN BUSWAY ALLIANCE
EB3R - TRACKING TI RAKAU/FREMANTLE
LAYOUT PLAN - CHECK VEHICLES

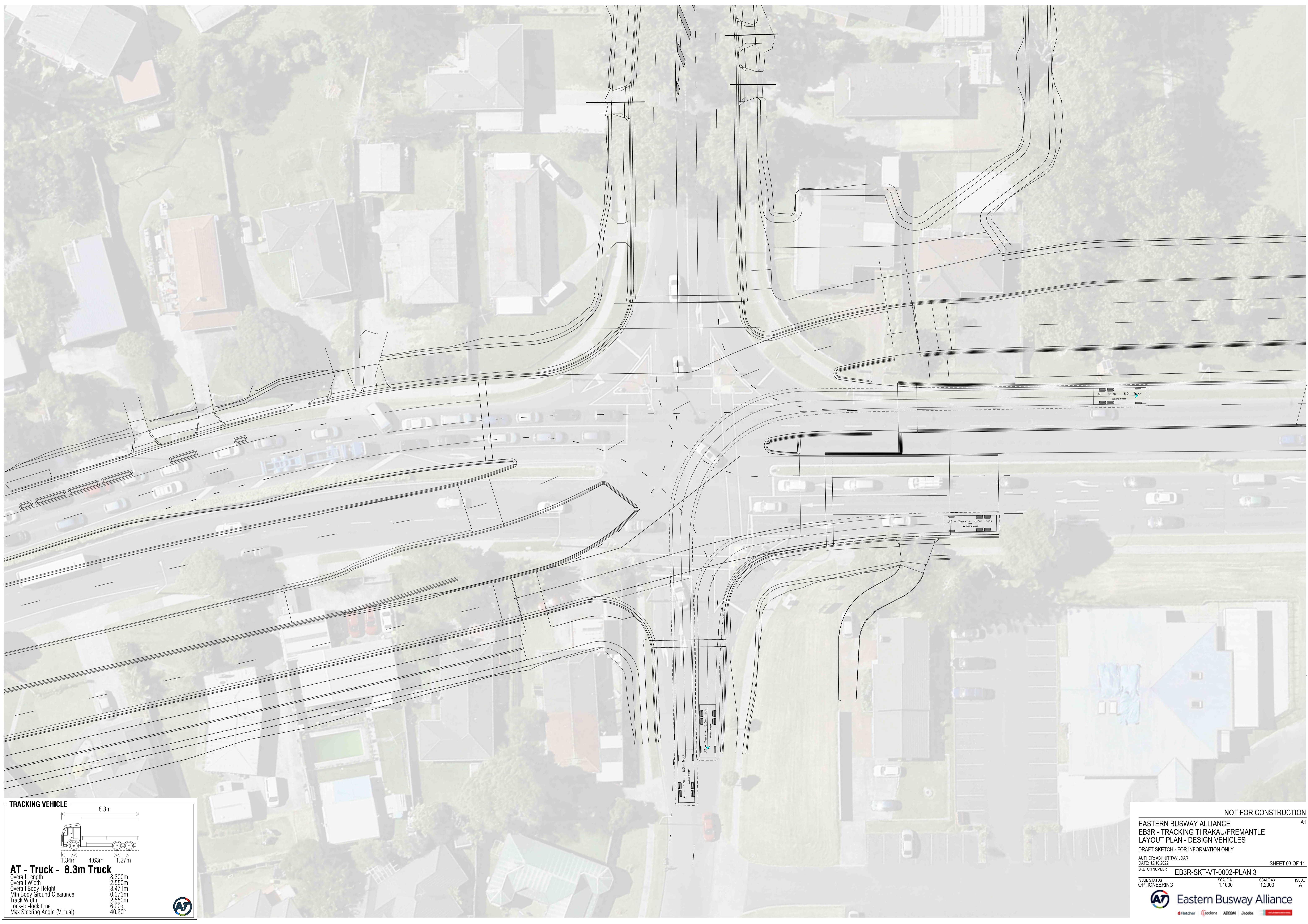
DRAFT SKETCH - FOR INFORMATION ONLY

AUTHOR: ABHIJIT TAVILDAR SHEET 02 OF 11
 DATE: 12.10.2022
 SKETCH NUMBER: EB3R-SKT-VT-0002-PLAN 2

ISSUE STATUS	SCALE A1	SCALE A3
OPTIONEERING	1:1000	1:2000
		ISSUE A

Eastern Busway Alliance

Fletcher | Gecoma | ABCOM | Jacobs



TRACKING VEHICLE

AT - Truck - 8.3m Truck

Overall Length	8.300m
Overall Width	2.550m
Overall Body Height	3.471m
Min Body Ground Clearance	0.373m
Track Width	2.550m
Lock-to-lock time	6.00s
Max Steering Angle (Virtual)	40.20°

NOT FOR CONSTRUCTION A1

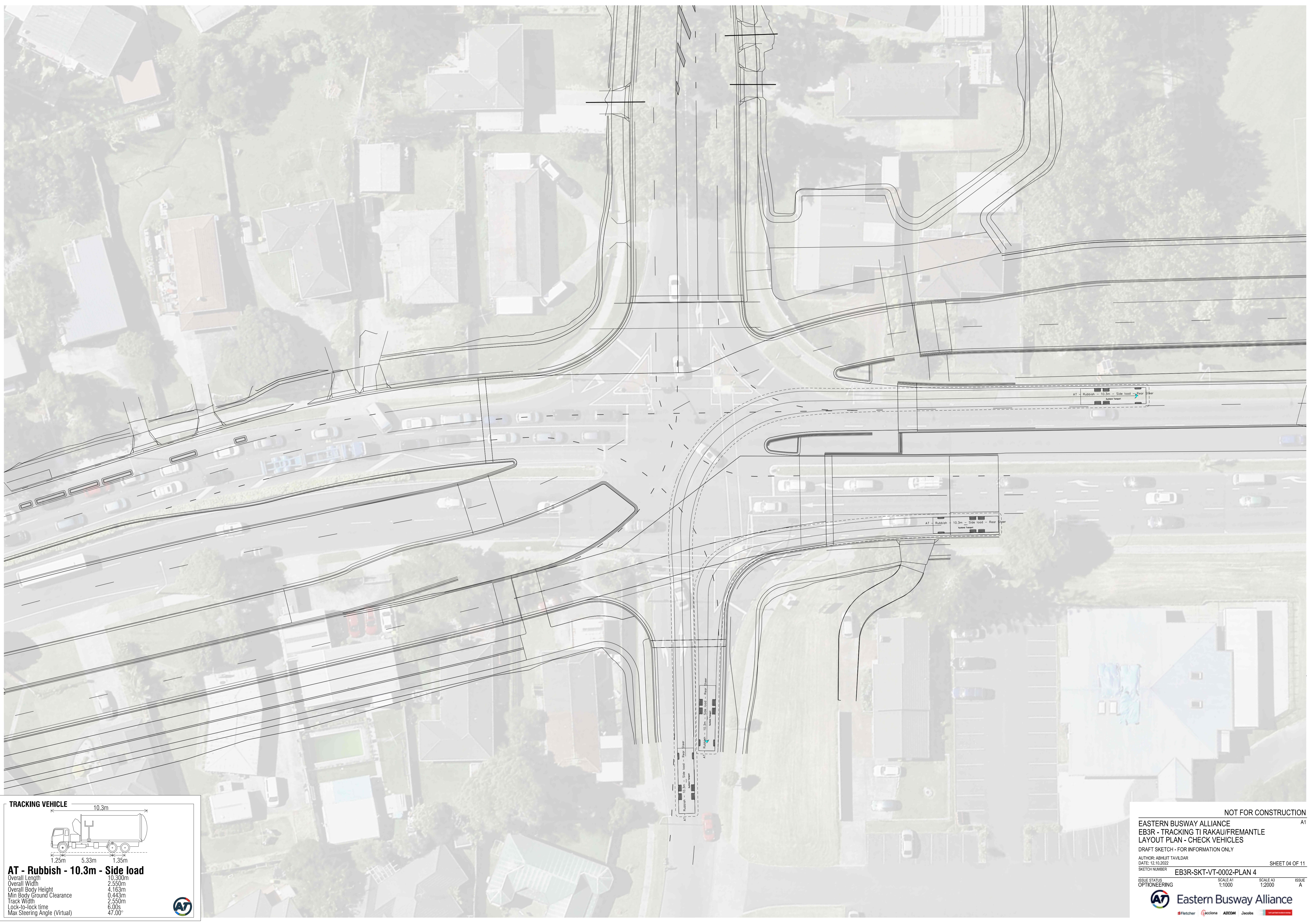
EASTERN BUSWAY ALLIANCE
EB3R - TRACKING T1 RAKAU/FREMANTLE
LAYOUT PLAN - DESIGN VEHICLES

DRAFT SKETCH - FOR INFORMATION ONLY

AUTHOR: ABHIJIT TAVILDAR SHEET 03 OF 11
 DATE: 12.10.2022
 SKETCH NUMBER: EB3R-SKT-VT-0002-PLAN 3

ISSUE STATUS	SCALE A1	SCALE A3	ISSUE
OPTONEERING	1:1000	1:2000	A

Eastern Busway Alliance



TRACKING VEHICLE

AT - Rubbish - 10.3m - Side load

Overall Length	10.300m
Overall Width	2.550m
Overall Body Height	4.183m
Min Body Ground Clearance	0.443m
Track Width	2.550m
Lock-to-lock time	6.00s
Max Steering Angle (Virtual)	47.00°

NOT FOR CONSTRUCTION A1

EASTERN BUSWAY ALLIANCE
EB3R - TRACKING TI RAKAU/FREMANTLE
LAYOUT PLAN - CHECK VEHICLES

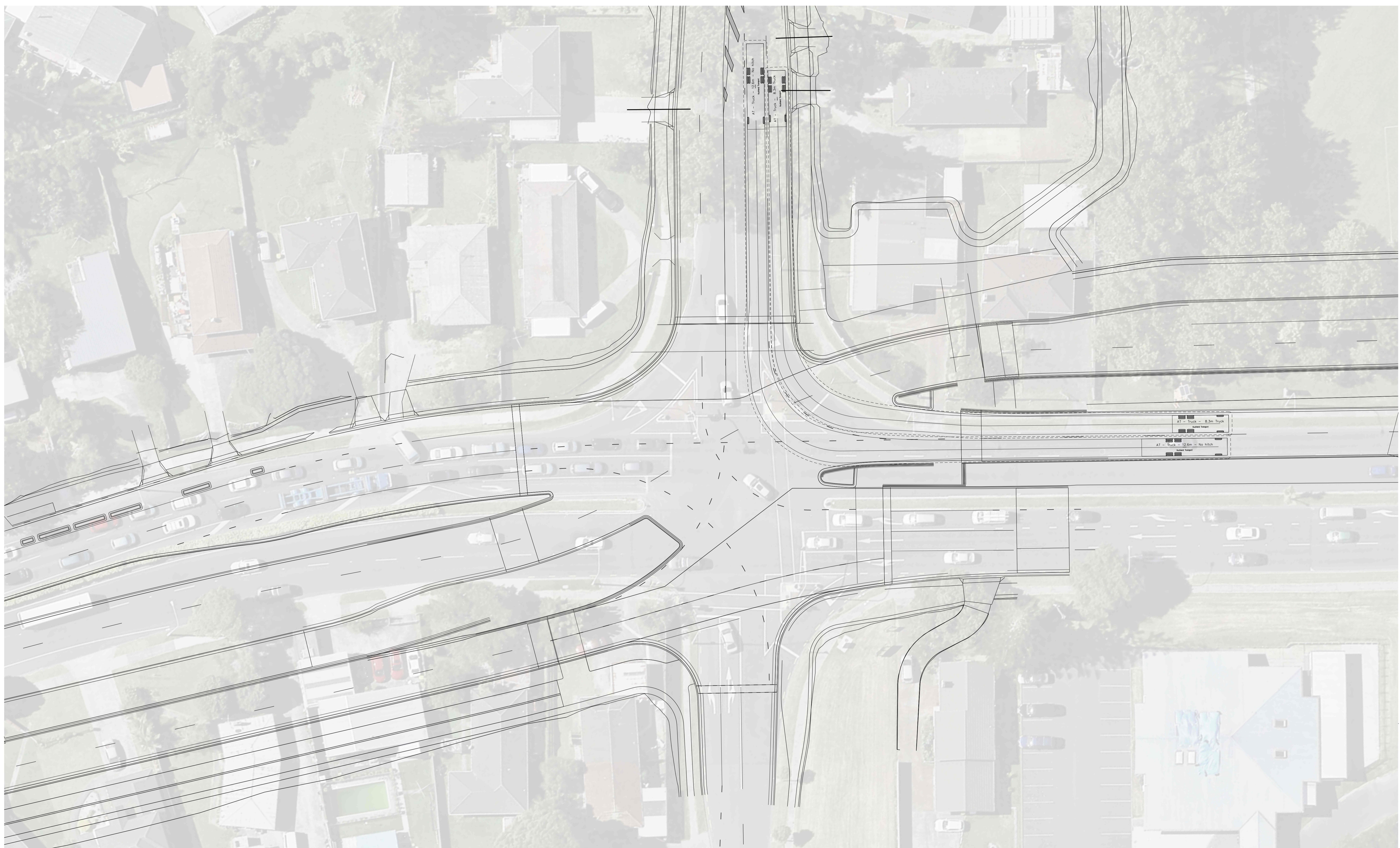
DRAFT SKETCH - FOR INFORMATION ONLY

AUTHOR: ABHIJIT TAVILDAR SHEET 04 OF 11
 DATE: 12.10.2022
 SKETCH NUMBER: EB3R-SKT-VT-0002-PLAN 4

ISSUE STATUS	SCALE A1	SCALE A3	SCALE A4
OPTIONEERING	1:1000	1:2000	1:2000
			A

Eastern Busway Alliance

Fletcher | Gecconia | ABCOM | Jacobs



TRACKING VEHICLE

AT - Truck - 8.3m Truck

Overall Length	8.300m
Overall Width	2.550m
Overall Body Height	3.471m
Min Body Ground Clearance	0.373m
Track Width	2.550m
Lock-to-lock time	6.00s
Max Steering Angle (Virtual)	40.20°

TRACKING VEHICLE

AT - Truck - 12.6m - No hitch

Overall Length	12.600m
Overall Width	2.550m
Overall Body Height	4.249m
Min Body Ground Clearance	0.385m
Track Width	2.550m
Lock-to-lock time	6.00s
Max Wheel Angle	49.00°

NOT FOR CONSTRUCTION A1

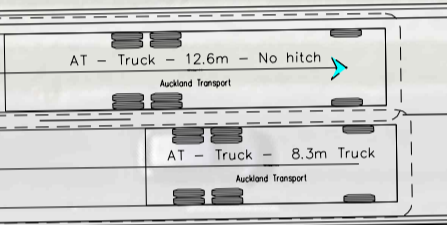
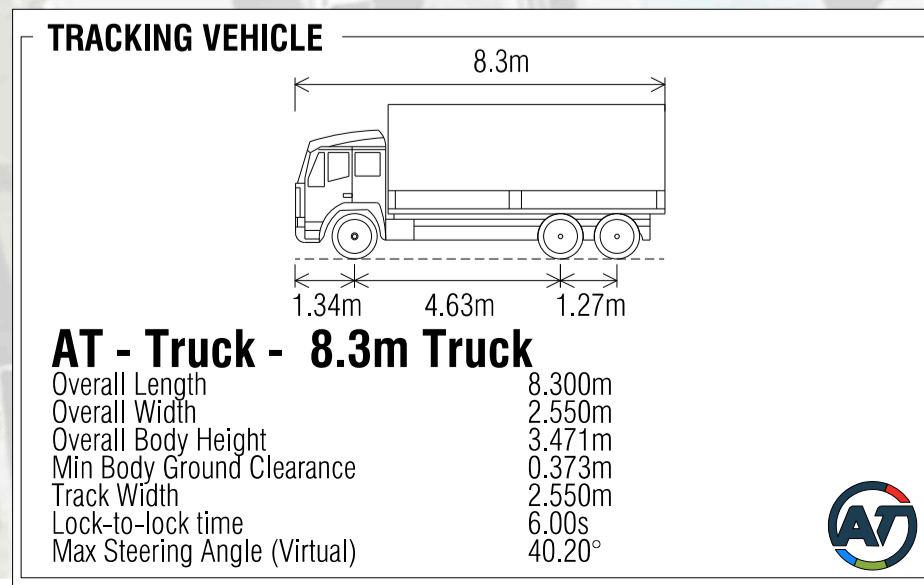
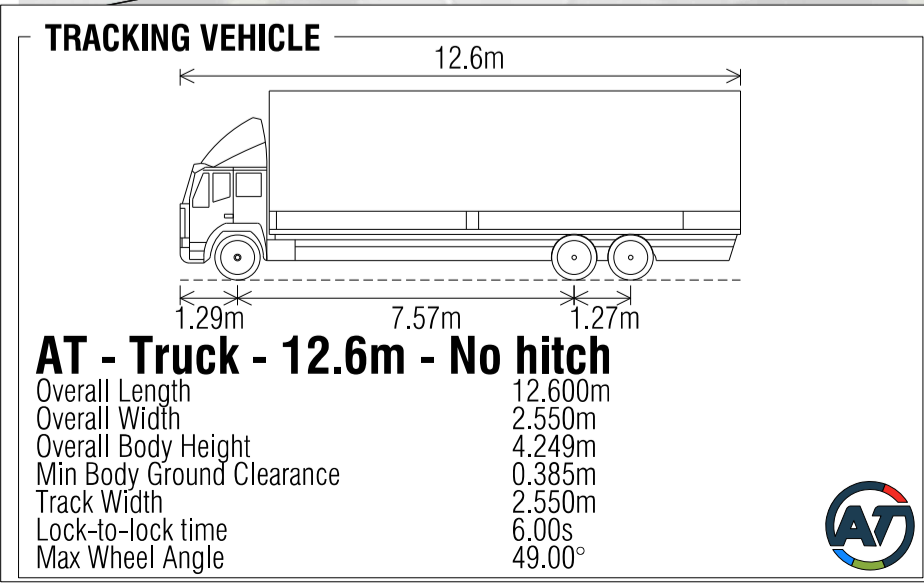
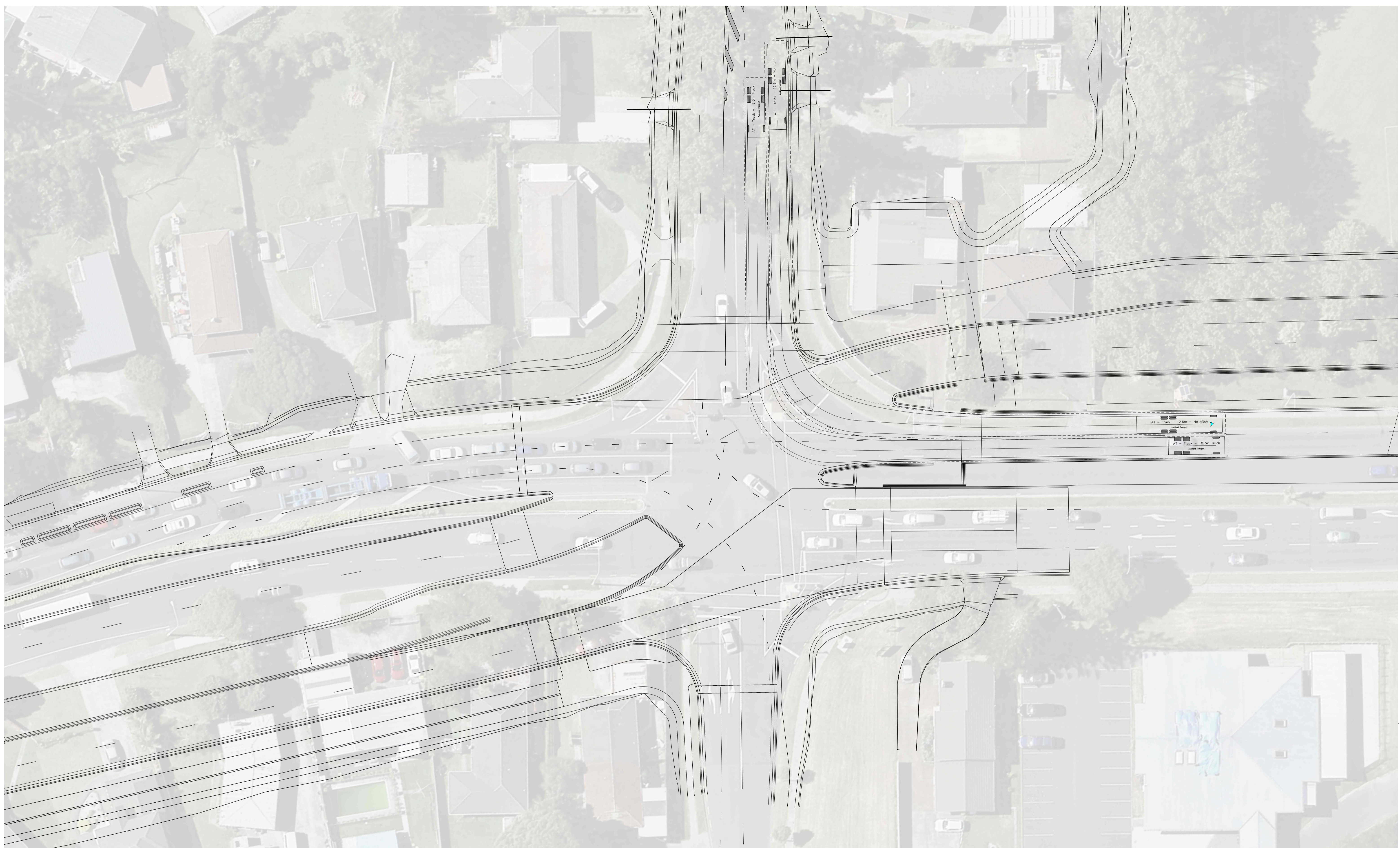
EASTERN BUSWAY ALLIANCE
EB3R - TRACKING TI RAKAU/GOSSAMER
LAYOUT PLAN - DESIGN VEHICLES

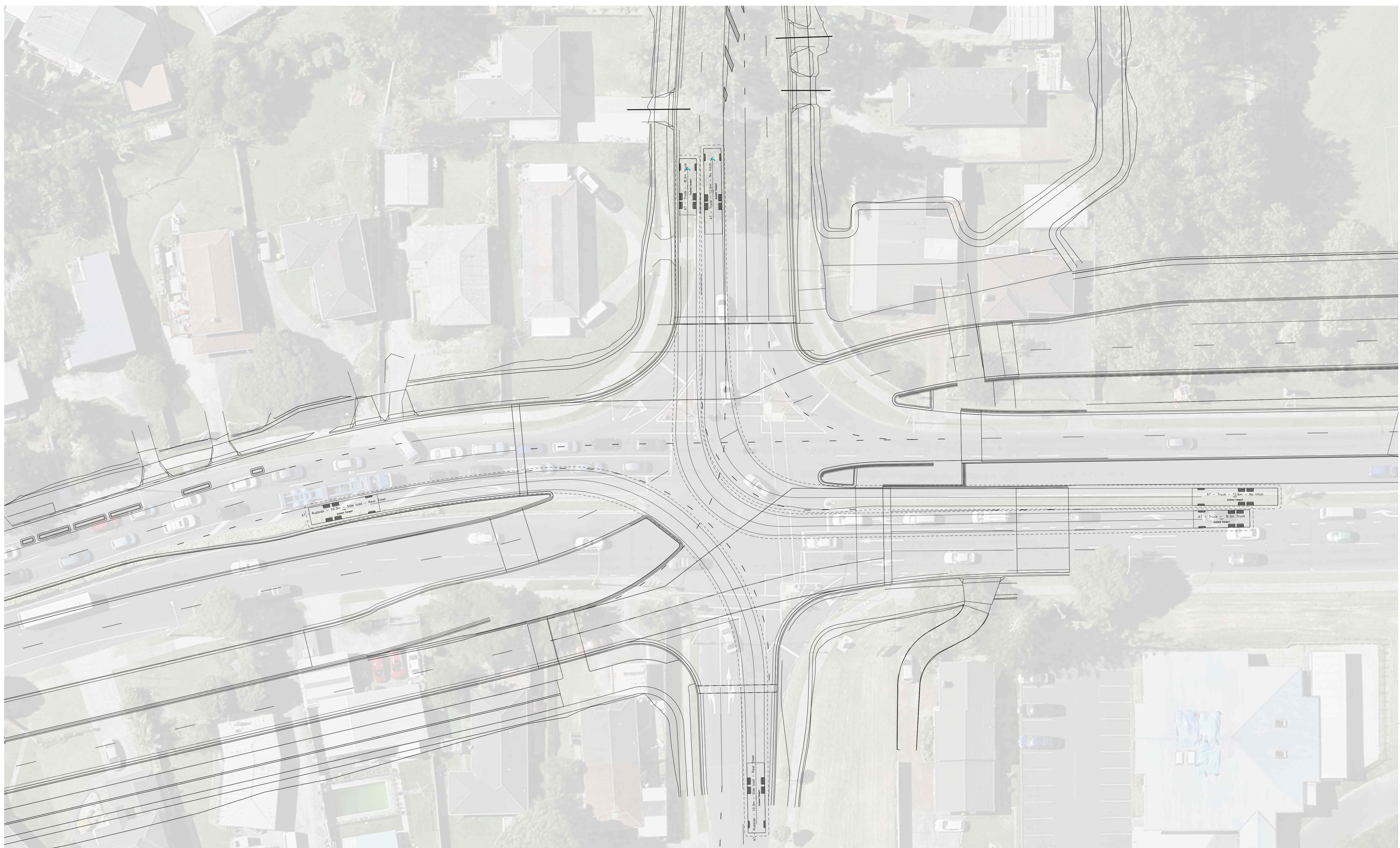
DRAFT SKETCH - FOR INFORMATION ONLY

AUTHOR: ABHIJIT TAVILDAR SHEET 05 OF 11
 DATE: 12.10.2022
 SKETCH NUMBER: EB3R-SKT-VT-0002-PLAN 5

ISSUE STATUS: OPTIONEERING SCALE A1: 1:1000 SCALE A3: 1:2000 ISSUE: A

Eastern Busway Alliance





TRACKING VEHICLE

AT - Rubbish - 10.3m - Side load

Overall Length	10.300m
Overall Width	2.550m
Overall Body Height	4.183m
Min Body Ground Clearance	0.443m
Track Width	2.550m
Lock-to-lock time	6.00s
Max Steering Angle (Virtual)	47.00°

TRACKING VEHICLE

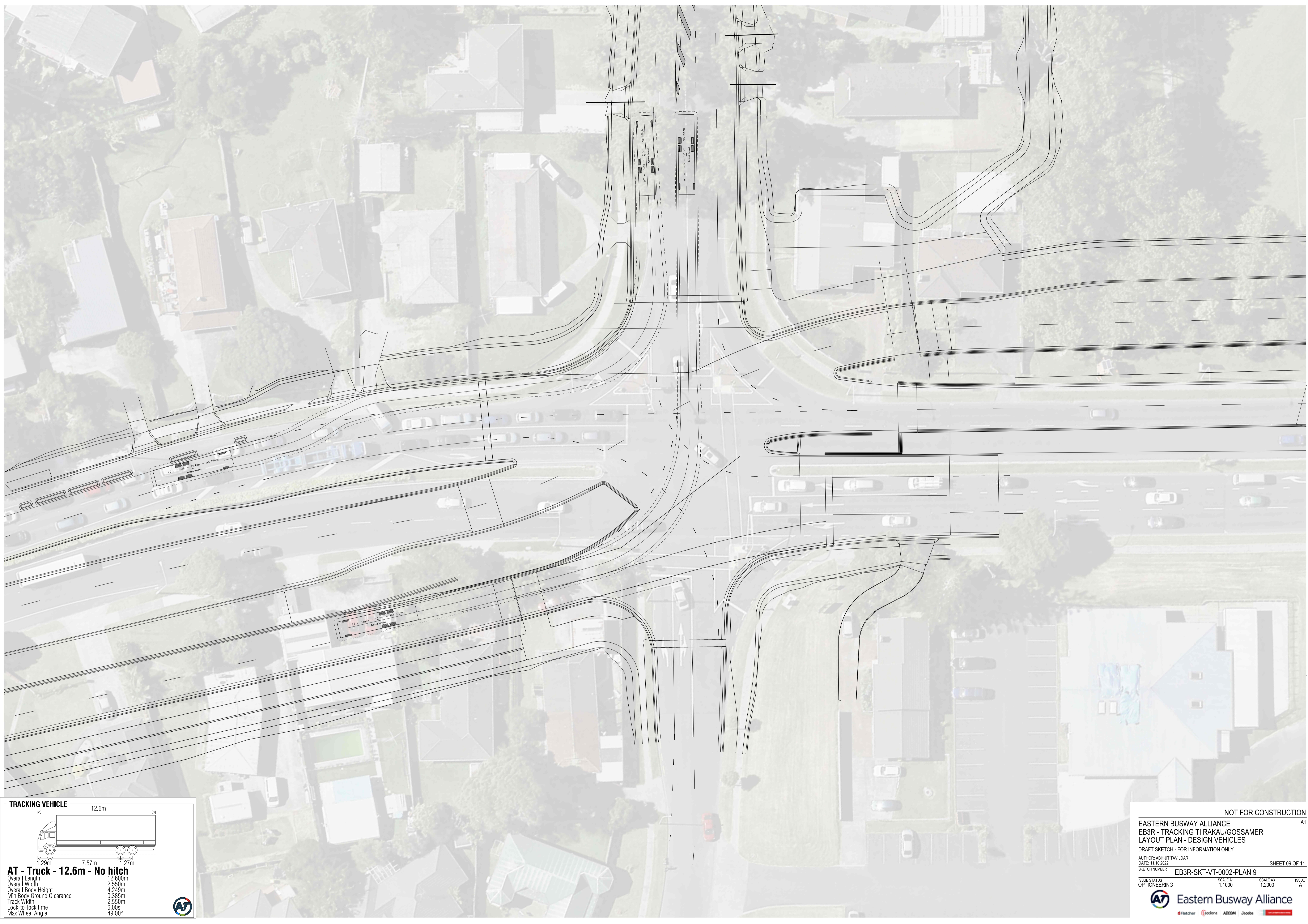
AT - Truck - 12.6m - No hitch

Overall Length	12.600m
Overall Width	2.550m
Overall Body Height	4.249m
Min Body Ground Clearance	0.385m
Track Width	2.550m
Lock-to-lock time	6.00s
Max Wheel Angle	49.00°

TRACKING VEHICLE

AT - Truck - 8.3m Truck

Overall Length	8.300m
Overall Width	2.550m
Overall Body Height	3.471m
Min Body Ground Clearance	0.373m
Track Width	2.550m
Lock-to-lock time	6.00s
Max Steering Angle (Virtual)	40.20°



TRACKING VEHICLE

AT - Truck - 12.6m - No hitch

Overall Length	12.600m
Overall Width	2.550m
Overall Body Height	4.249m
Min Body Ground Clearance	0.385m
Track Width	2.550m
Lock-to-lock time	6.00s
Max Wheel Angle	49.00°

NOT FOR CONSTRUCTION

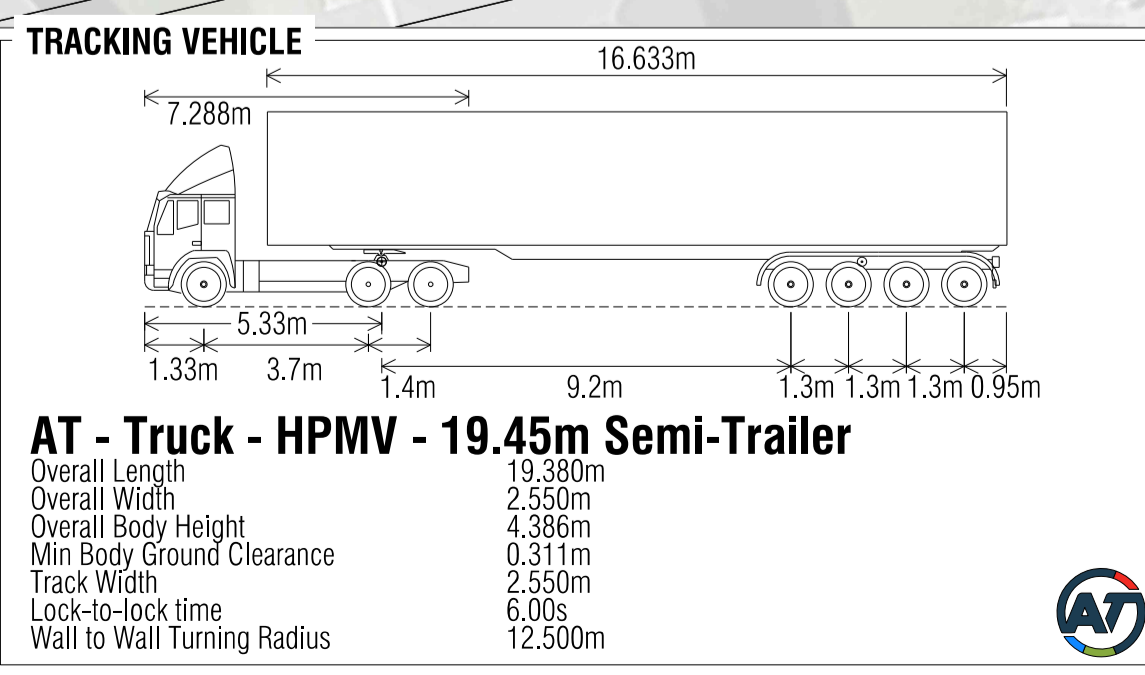
EASTERN BUSWAY ALLIANCE
EB3R - TRACKING TI RAKAU/GOSSAMER
LAYOUT PLAN - DESIGN VEHICLES

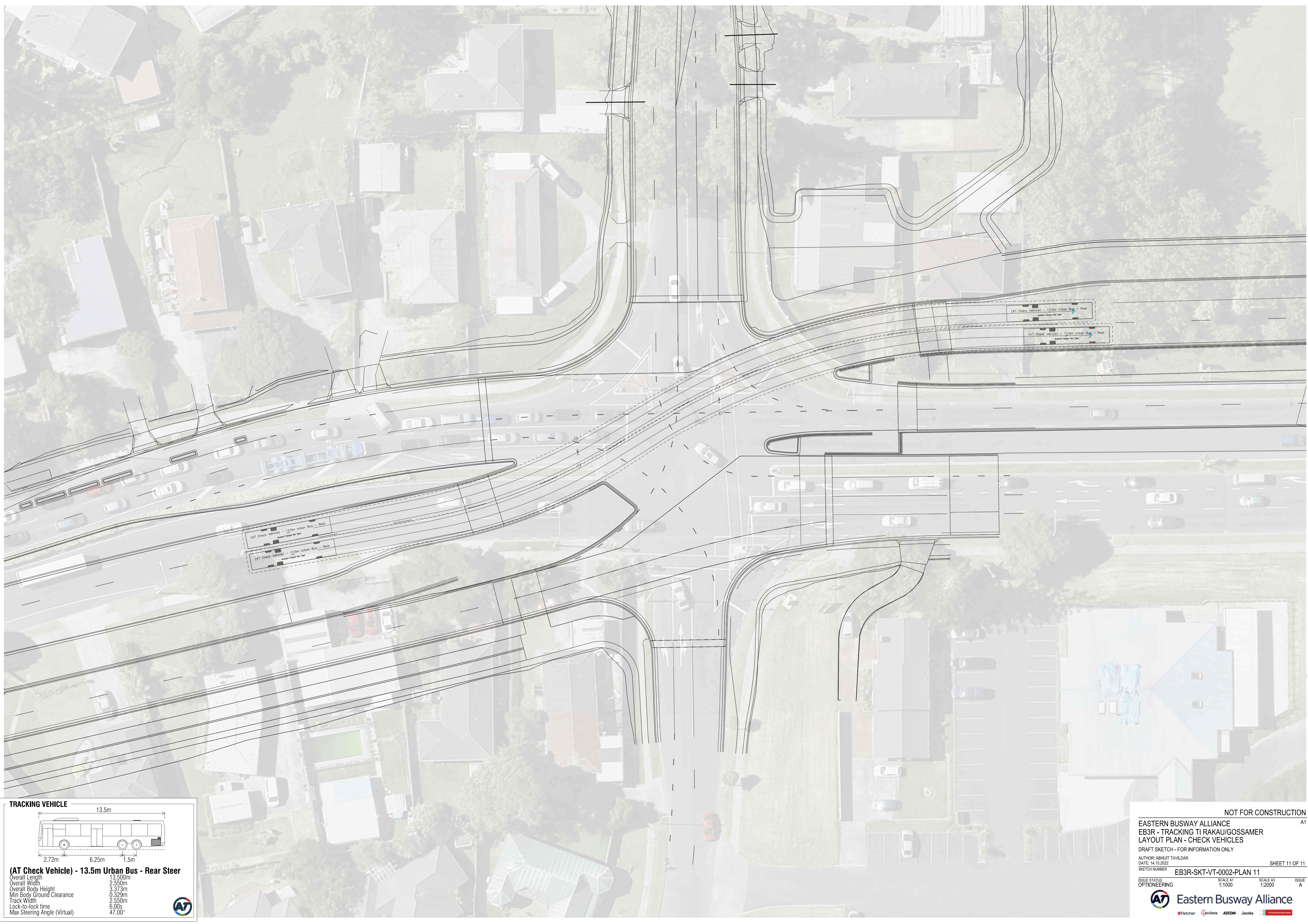
DRAFT SKETCH - FOR INFORMATION ONLY

AUTHOR: ABHIJIT TAVILDAR
 DATE: 11.10.2022
 SHEET NUMBER: EB3R-SKT-VT-0002-PLAN 9
 SHEET 09 OF 11

ISSUE STATUS	SCALE A1	SCALE A3
OPTIONEERING	1:1000	1:2000
		ISSUE A

Eastern Busway Alliance





TRACKING VEHICLE

(AT Check Vehicle) - 13.5m Urban Bus - Rear Steer

Overall Length	13.500m
Overall Width	2.550m
Overall Body Height	3.373m
Min Body Ground Clearance	0.329m
Track Width	2.550m
Lock-to-lock time	6.00s
Max Steering Angle (Virtual)	47.00°

NOT FOR CONSTRUCTION A1

EASTERN BUSWAY ALLIANCE
EB3R - TRACKING TI RAKAU/GOSSAMER
LAYOUT PLAN - CHECK VEHICLES

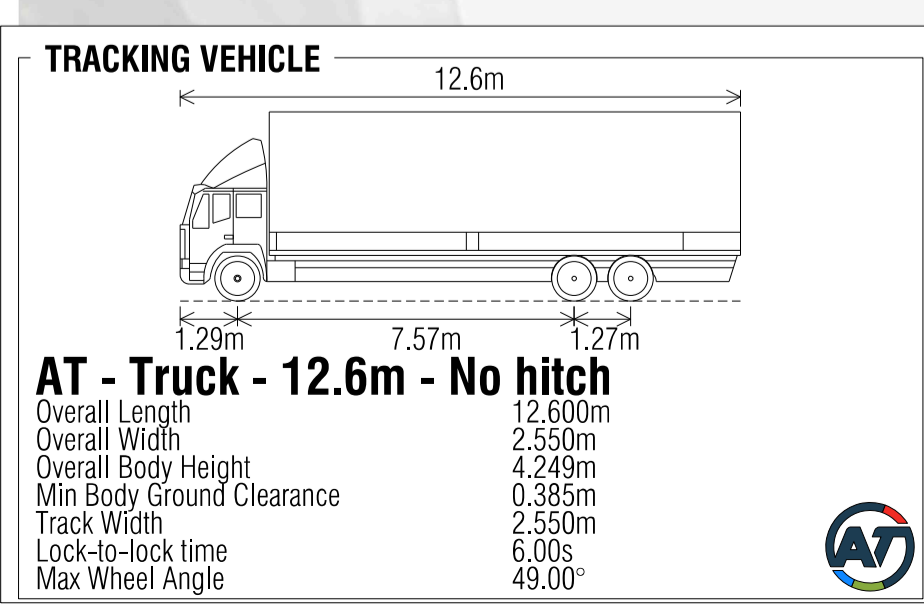
DRAFT SKETCH - FOR INFORMATION ONLY

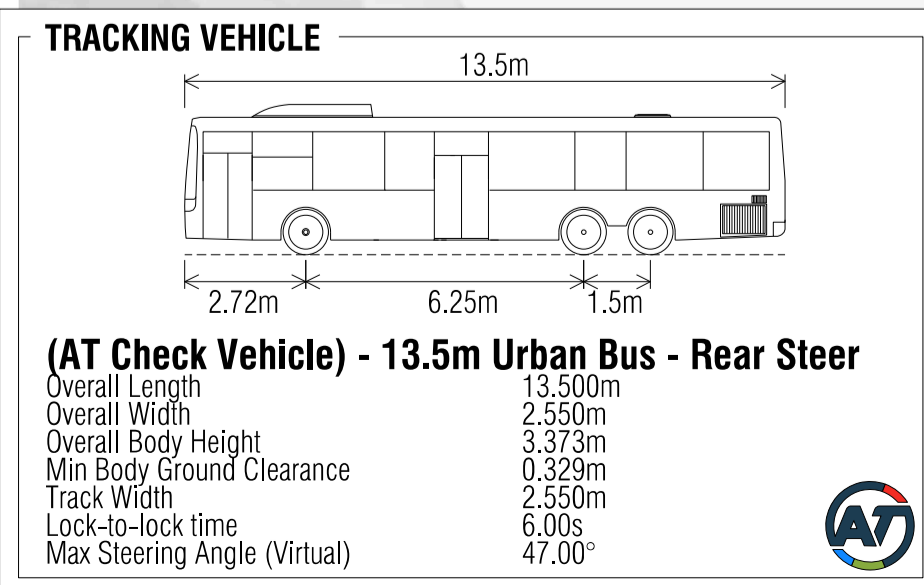
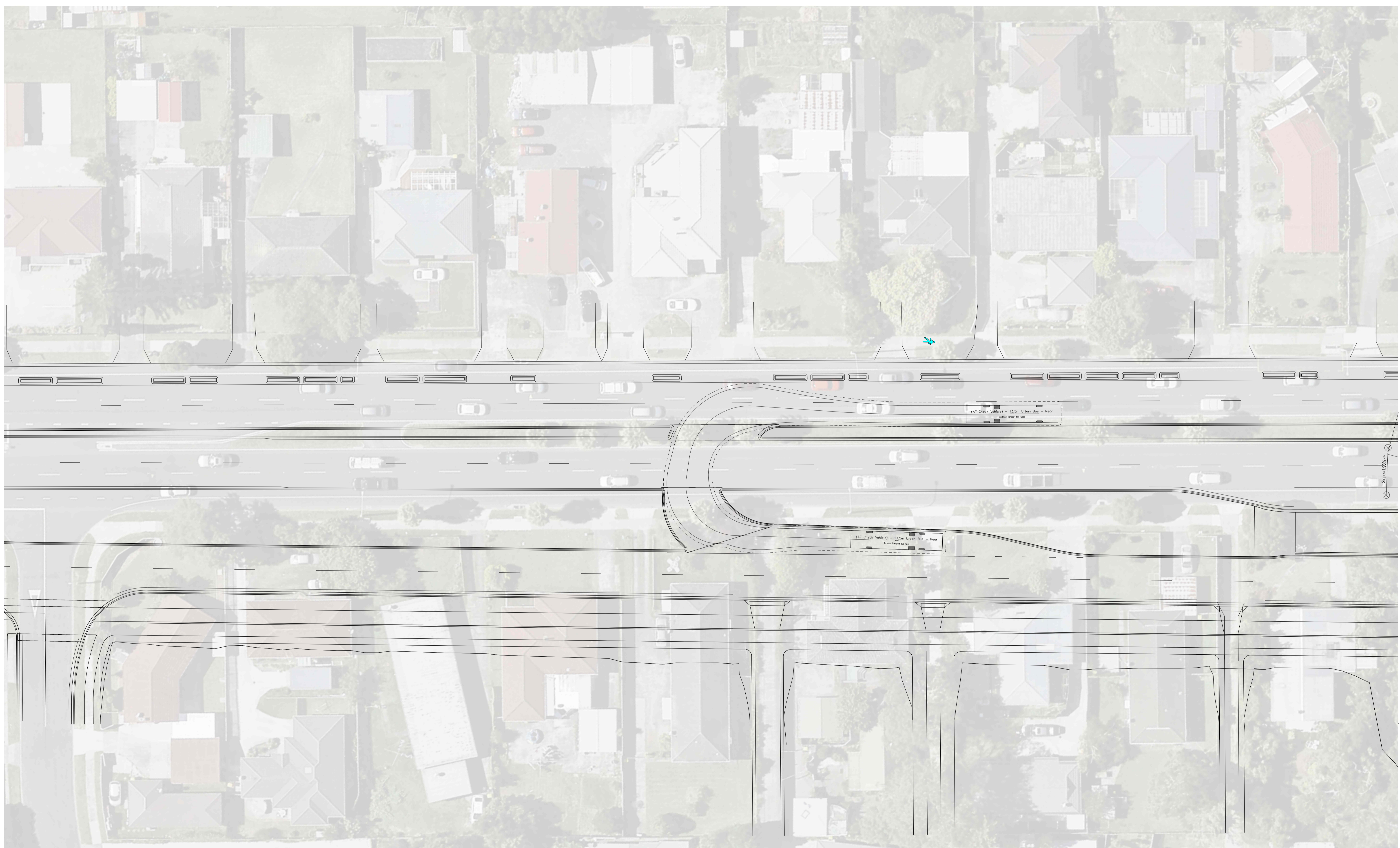
AUTHOR: ABHIJIT TAVILDAR SHEET 11 OF 11
 DATE: 14.10.2022
 SKETCH NUMBER: EB3R-SKT-VT-0002-PLAN 11

ISSUE STATUS	SCALE A1	SCALE A3	ISSUE
OPTIONEERING	1:1000	1:2000	A

Eastern Busway Alliance

Fletcher | Hecobona | ABCOM | Jacobs





NOT FOR CONSTRUCTION
A1

EASTERN BUSWAY ALLIANCE
EB3R - TRACKING TURN BAYS
LAYOUT PLAN - CHECK VEHICLES

DRAFT SKETCH - FOR INFORMATION ONLY


AUTHOR: ABHIJIT TAVILDAR
 DATE: 13.10.2022
 SHEET 02 OF 05

SKETCH NUMBER: **EB3R-SKT-VT-0003-PLAN 2**

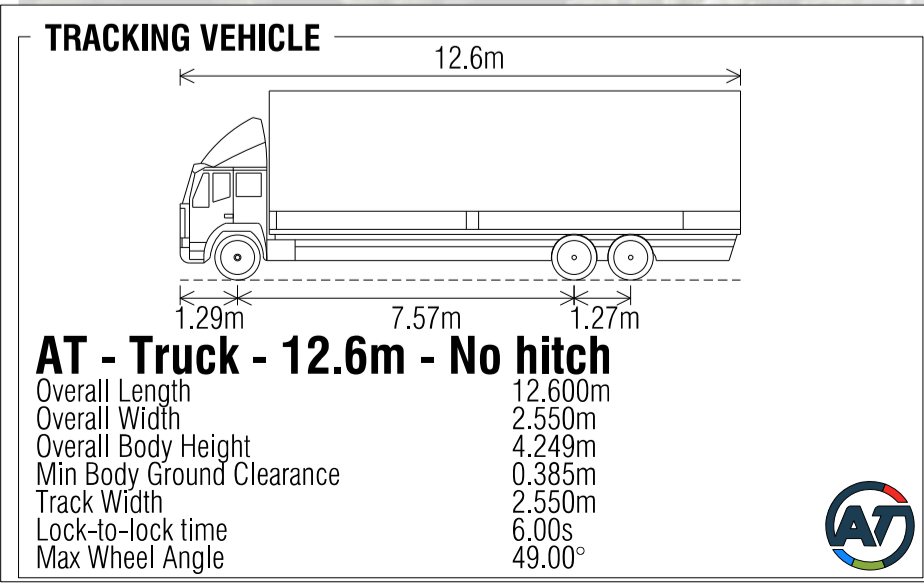
ISSUE STATUS	SCALE A1	SCALE A3	ISSUE
OPTIONEERING	1:1000	1:2000	A

Eastern Busway Alliance

Fletcher | Acciona | AECOM | Jacobs



NOT REQUIRED



NOT FOR CONSTRUCTION A1

EASTERN BUSWAY ALLIANCE
EB3R - TRACKING TURN BAYS
LAYOUT PLAN - DESIGN VEHICLES

DRAFT SKETCH - FOR INFORMATION ONLY

AUTHOR: ABHIJIT TAVILDAR
DATE: 13.10.2022
SKETCH NUMBER: EB3R-SKT-VT-0003-PLAN 3

ISSUE STATUS: OPTIONERING

SCALE A1	SCALE A3	SCALE A4
1:1000	1:2000	1:2000
		A

Eastern Busway Alliance



NOT REQUIRED

TRACKING VEHICLE

(AT Check Vehicle) - 13.5m Urban Bus - Rear Steer

Overall Length	13.500m
Overall Width	2.550m
Overall Body Height	3.373m
Min Body Ground Clearance	0.329m
Track Width	2.550m
Lock-to-lock time	6.00s
Max Steering Angle (Virtual)	47.00°

NOT FOR CONSTRUCTION

EASTERN BUSWAY ALLIANCE
 EB3R - TRACKING TURN BAYS
 LAYOUT PLAN - CHECK VEHICLES

DRAFT SKETCH - FOR INFORMATION ONLY

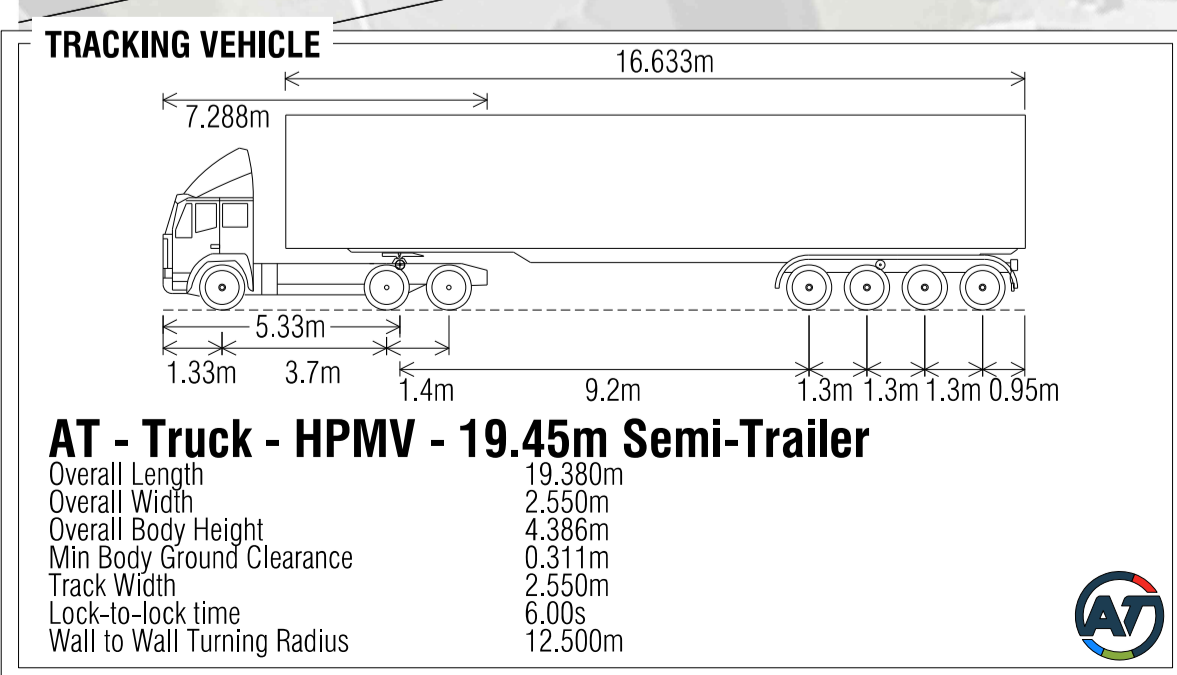
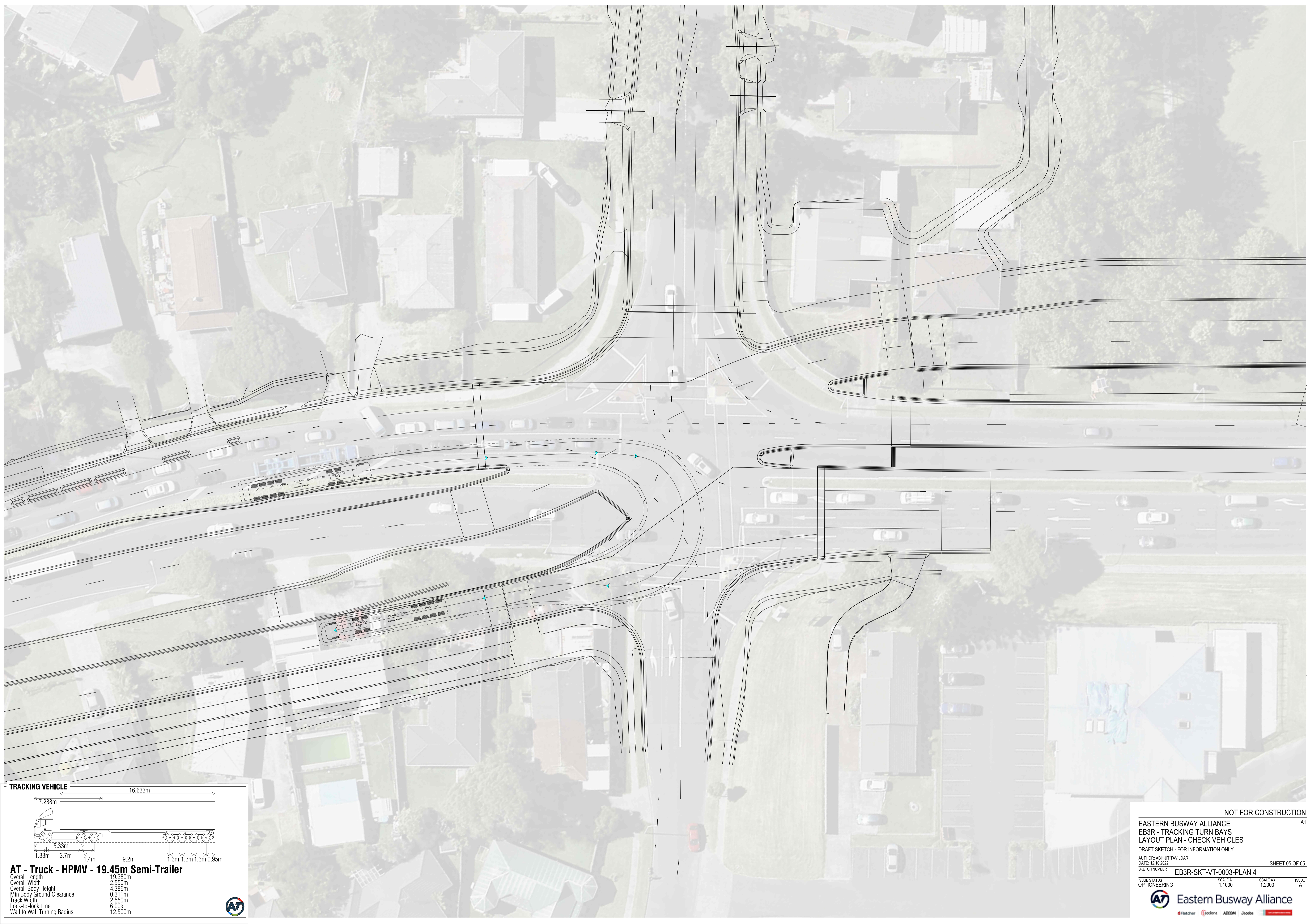
AUTHOR: ABHIJIT TAVILDAR
 DATE: 12.10.2022
 SHEET 04 OF 05

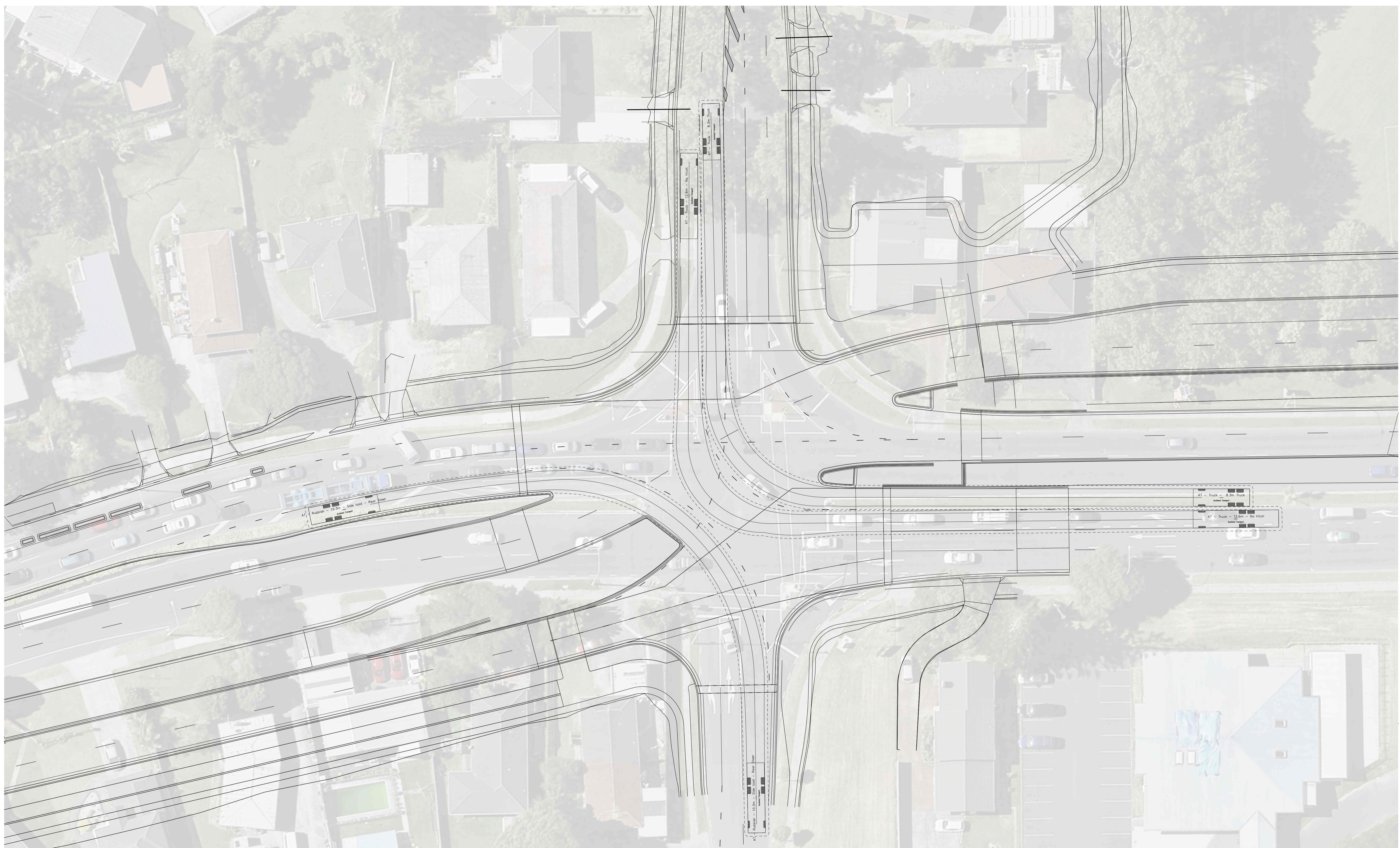
SKETCH NUMBER: EB3R-SKT-VT-0003-PLAN 4

ISSUE STATUS	SCALE A1	SCALE A3	ISSUE
OPTIONEERING	1:1000	1:2000	A

Eastern Busway Alliance

Fletcher | Geccon | ARCON | Jacobs





TRACKING VEHICLE

AT - Truck - 8.3m Truck

Overall Length	8.300m
Overall Width	2.550m
Overall Body Height	3.471m
Min Body Ground Clearance	0.373m
Track Width	2.550m
Lock-to-lock time	6.00s
Max Steering Angle (Virtual)	40.20°

TRACKING VEHICLE

AT - Truck - 12.6m - No hitch

Overall Length	12.600m
Overall Width	2.550m
Overall Body Height	4.249m
Min Body Ground Clearance	0.385m
Track Width	2.550m
Lock-to-lock time	6.00s
Max Wheel Angle	49.00°

TRACKING VEHICLE

AT - Rubbish - 10.3m - Side load

Overall Length	10.300m
Overall Width	2.550m
Overall Body Height	4.163m
Min Body Ground Clearance	0.443m
Track Width	2.550m
Lock-to-lock time	6.00s
Max Steering Angle (Virtual)	47.00°



TRACKING VEHICLE

AT - Truck - 8.3m Truck

Overall Length	8.300m
Overall Width	2.550m
Overall Body Height	3.471m
Min Body Ground Clearance	0.373m
Track Width	2.550m
Lock-to-lock time	6.00s
Max Steering Angle (Virtual)	40.20°

NOT FOR CONSTRUCTION ^{A1}

EASTERN BUSWAY ALLIANCE
EB3R - TRACKING TI RAKAU/EDGEWATER EAST
LAYOUT PLAN - DESIGN VEHICLES

DRAFT SKETCH - FOR INFORMATION ONLY

AUTHOR: ABHIJIT TAVILDAR
DATE: 18.01.2023
SKETCH NUMBER: EB3R-SKT-VT-0004-PLAN 1

SHEET 01 OF 06

ISSUE STATUS	SCALE A1	SCALE A3	ISSUE
OPTIONEERING	1:1000	1:2000	A

Eastern Busway Alliance

#Fletcher | #Gardiner | #BDO | #Jacobs



TRACKING VEHICLE

AT - Rubbish - 10.3m - Side load

Overall Length	10.300m
Overall Width	2.550m
Overall Body Height	4.183m
Min Body Ground Clearance	0.443m
Track Width	2.550m
Lock-to-lock time	6.00s
Max Steering Angle (Virtual)	47.00°

NOT FOR CONSTRUCTION A1

EASTERN BUSWAY ALLIANCE
EB3R - TRACKING TI RAKAU/EDGEWATER EAST
LAYOUT PLAN - CHECK VEHICLES

DRAFT SKETCH - FOR INFORMATION ONLY

AUTHOR: ABHIJIT TAVILDAR
 DATE: 18.01.2023
 SKETCH NUMBER: EB3R-SKT-VT-0004-PLAN 2

ISSUE STATUS: OPTONEERING

SCALE A1	SCALE A3	SCALE A
1:1000	1:2000	

SHEET 02 OF 06

Eastern Busway Alliance

#Fletcher | #Gardiner | #ARCADIS | #Jacobs



TRACKING VEHICLE

AT - Truck - 8.3m Truck

Overall Length	8.300m
Overall Width	2.550m
Overall Body Height	3.471m
Min Body Ground Clearance	0.373m
Track Width	2.550m
Lock-to-lock time	6.00s
Max Steering Angle (Virtual)	40.20°

NOT FOR CONSTRUCTION A1

EASTERN BUSWAY ALLIANCE
EB3R - TRACKING TI RAKAU/EDGEWATER EAST
LAYOUT PLAN - DESIGN VEHICLES

DRAFT SKETCH - FOR INFORMATION ONLY

AUTHOR: ABHIJIT TAVILDAR
 DATE: 18.01.2023
 SKETCH NUMBER: EB3R-SKT-VT-0004-PLAN 3

ISSUE STATUS: OPTIONEERING

SCALE A1	SCALE A3	SCALE A4
1:1000	1:2000	1:2000
		A

SHEET 03 OF 06

Eastern Busway Alliance

#Fletcher | #Gardiner | #BDO | #Jacobs



TRACKING VEHICLE

AT - Truck - 12.6m - No hitch

Overall Length	12.600m
Overall Width	2.550m
Overall Body Height	4.249m
Min Body Ground Clearance	0.385m
Track Width	2.550m
Lock-to-lock time	6.00s
Max Wheel Angle	49.00°

TRACKING VEHICLE

AT - Rubbish - 10.3m - Side load

Overall Length	10.300m
Overall Width	2.550m
Overall Body Height	4.163m
Min Body Ground Clearance	0.443m
Track Width	2.550m
Lock-to-lock time	6.00s
Max Steering Angle (Virtual)	47.00°

NOT FOR CONSTRUCTION A1

EASTERN BUSWAY ALLIANCE
EB3R - TRACKING TI RAKAU/EDGEWATER EAST
LAYOUT PLAN - CHECK VEHICLES

DRAFT SKETCH - FOR INFORMATION ONLY

AUTHOR: ABHIJIT TAVILDAR SHEET 04 OF 06
 DATE: 18.01.2023
 SKETCH NUMBER: EB3R-SKT-VT-0004-PLAN 4

ISSUE STATUS: OPTIONEERING SCALE A1: 1:1000 SCALE A3: 1:2000 ISSUE: A

Eastern Busway Alliance
 #Fletcher | #Gardiner | #BDO | #Jacobs



TRACKING VEHICLE

12.6m
1.29m 7.57m 1.27m

AT - Truck - 12.6m - No hitch

Overall Length	12.600m
Overall Width	2.550m
Overall Body Height	4.249m
Min Body Ground Clearance	0.385m
Track Width	2.550m
Lock-to-lock time	6.00s
Max Wheel Angle	49.00°

NOT FOR CONSTRUCTION
A1

EASTERN BUSWAY ALLIANCE
EB3R - TRACKING TURN BAYS
LAYOUT PLAN - DESIGN VEHICLES

DRAFT SKETCH - FOR INFORMATION ONLY

AUTHOR: ABHIJIT TAVILDAR
DATE: 18.01.2023
SKETCH NUMBER: EB3R-SKT-VT-0004-PLAN 5
ISSUE STATUS: OPTIONEERING

SHEET 05 OF 06

SCALE A1	SCALE A3	SCALE A
1:1000	1:2000	1:2000

Eastern Busway Alliance

#Fletcher | @acciona | AECOM | Jacobs



TRACKING VEHICLE

(AT Check Vehicle) - 13.5m Urban Bus - Rear Steer

Overall Length	13.500m
Overall Width	2.550m
Overall Body Height	3.373m
Min Body Ground Clearance	0.329m
Track Width	2.550m
Lock-to-lock time	6.00s
Max Steering Angle (Virtual)	47.00°

NOT FOR CONSTRUCTION A1

EASTERN BUSWAY ALLIANCE
EB3R - TRACKING TURN BAYS
LAYOUT PLAN - CHECK VEHICLES

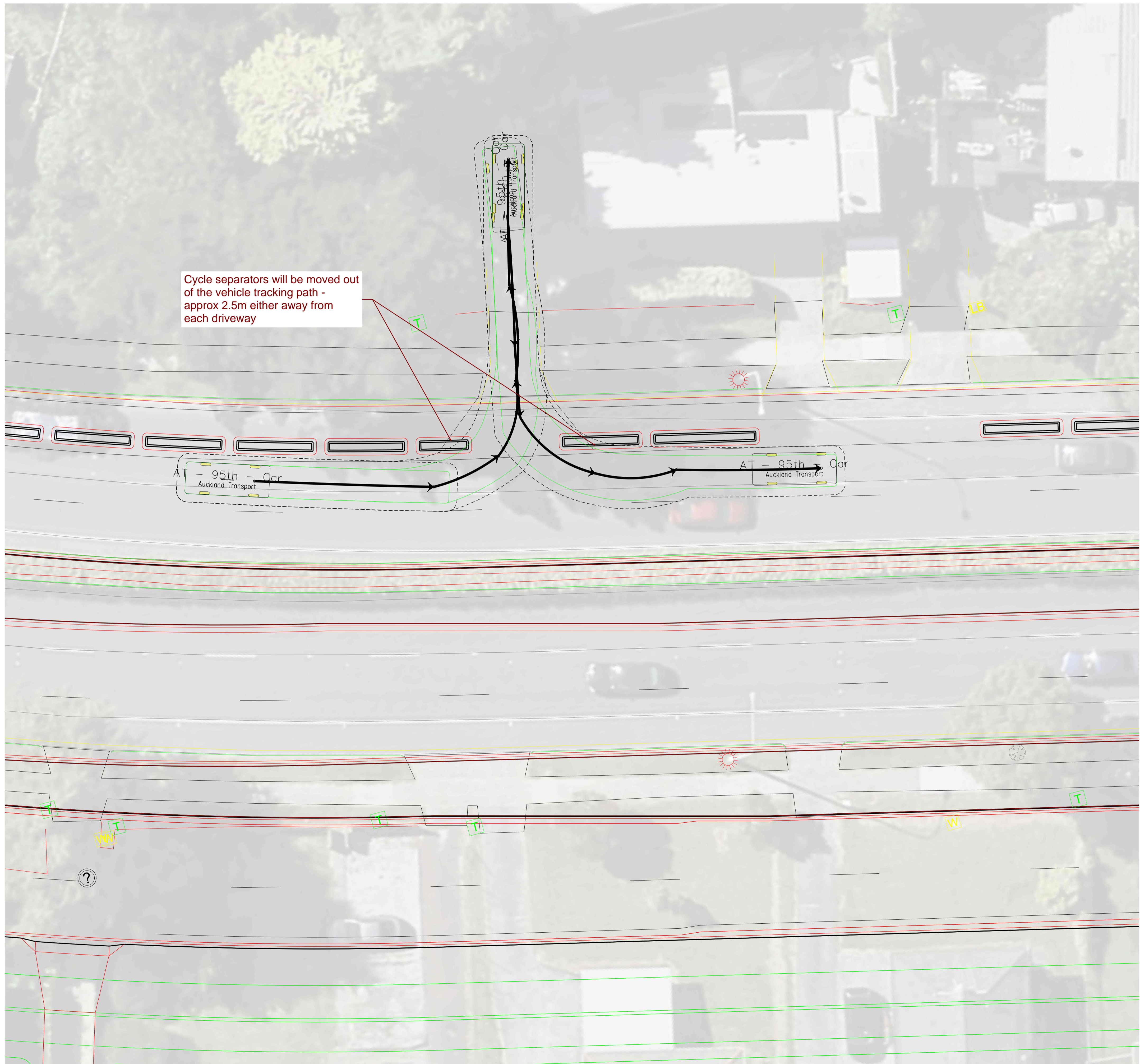
DRAFT SKETCH - FOR INFORMATION ONLY

AUTHOR: ABHIJIT TAVILDAR SHEET 06 OF 06
 DATE: 18.01.2023
 SKETCH NUMBER: EB3R-SKT-VT-0004-PLAN 6

ISSUE STATUS	SCALE A1	SCALE A3	SCALE A4
OPTIONEERING	1:1000	1:2000	1:4000
			A

Eastern Busway Alliance

#Fletcher | @acciona | AECOM | Jacobs



Cycle separators will be moved out of the vehicle tracking path - approx 2.5m either away from each driveway

AT - 95th - Car
Auckland Transport

AT - 95th - Car
Auckland Transport

T

T

LB

?

W

T

T

W

T